

Technaxx® user manual

Foldable Solar Camping Table 60W

TX-252


Before using the appliance for the first time, please read the instructions for use and safety information carefully.

Keep this user manual for future reference or product sharing carefully. Do the same with the original accessories for this product. In case of warranty, please contact the dealer or the store where you bought this product.


Features


- Generates energy with the solar table top
- 2x USB-A & 1x USB-C port for easy charging of smartphones and tablets
- 1x DC5521 output 18V, via XT60/DC7909/MC4/Anderson adapter
- Foldable, compact design, perfect for camping and outdoors
- Easy to assemble
- Two bags on the sides for storage
- A net bag under the table for further storage
- Comfortable carrying bags for table top and bracket
- Fabric made of PVC material

Declaration of Conformity

 The EU Declaration of Conformity can be requested at the following address: www.technaxx.de/ (in the lower bar "Declaration of Conformity").

Disposal

 Disposal of the packaging. Sort packaging materials by type upon disposal. Dispose of cardboard and paperboard in the waste paper. Foils should be submitted for recyclables collection.

 Disposing of old equipment (Applies in the European Union and other European countries with separate collection (collection of recyclable materials) Old equipment must not be disposed of with household waste! Every consumer is required by law to dispose of old devices that can no longer be used separately from household waste, e.g. at a collection point in his or her municipality or district. This ensures that the old devices are properly recycled and that negative effects on the environment are avoided. For this reason, electrical devices are marked with the symbol shown here.

Technical specification

Max. power	60 W ±5% (under STC*)
Max. voltage	18 V
Current	3.3 A Max
Efficiency	>19%
Charging speed	up to 30.000mAh in approx. 10h
DC output (USB)	USB-A (QC 3.0): 5V/3A; 9V/2A; 12V/1.5A with 18W max. USB-A: 5V/2.4A USB-C (PD): 5V/3A; 9V/3A; 12V/3A; 15V/3A; 20V/2.25A with 45W max.
DC output (others)	DC5521 18V/3.3 A max. via adapter cable: XT60 / DC7909 / MC4 / Anderson
Operating temperature	-20°C~+60°C
Protection class	IP54 (Junction box is not waterproof)
Material	Frosted PET surface, 1680D matte PVC bottom polyester fabric, aluminium
Load capacity	20kg max.
Device weight / dimensions	4.5kg / Solar panel (folded): (L) 80.3 x (W) 63.7 (30.9) x (H) 1.0cm Table: (L) 80.5 x (W) 66.0 x (H) 56.0cm
Compatibility	TX-201, TX-202, Power stations with 18V input and XT60 / DC7909 / MC4 / Anderson connector
Package contents	Foldable camping table frame + foldable solar panel 60W TX-252, net bag, adapter cable, user manual

*STC - standard test conditions: 1000 W/m² (irradiance)/ ambient temperature of 25°C/ air mass (AM) of 1.5.

Safety instructions

•Observe the safety instructions during use. •Installation and commissioning may only be carried out by authorized electricians. •Any modification or alteration of the product will affect the safety of the product. Caution risk of injury! •All changes and repairs to the product or its accessories may only be carried out by the manufacturer or by persons expressly authorized by the manufacturer. •Never open the product without authorization. •Never carry out repairs yourself! •Handle the product with care. It can be damaged by shaking or falling from a small height. •Never immerse the product in water or other liquids. •The solar panel may only be used in accordance with its suitability. •The solar panel must not be technically modified. •Keep moisture away from tools and the work environment! •Only connect cables with dry plugs. •Do not insert any electrically conductive parts into the plug connection of the solar module. •Never connect directly to house power. •Technical changes and errors reserved.

CAUTION

- Output plugs are under current – Risk of injury!
- Never leave the plugs in wet environment or immerse in water or other liquids.
- Keep children away from the solar panel.
- Do not leave devices in the sun during charging. Overheating may occur.

Mounting instructions

•Place the solar table in a bright place with long exposure to the sun. Best power will gain when sun hits the panel in 90°. •Shade significantly reduces the power output. Avoid shady areas, e.g. trees, walls etc. •A southern exposure is preferable.

Usage of the solar table

Unfold the table rods and the solar panel and place it into the sun. Use the clamps at the table frame to fix the solar panel.

Support

Service phone No. for technical support: **01805 012643** (14 cent/minute from German fixed-line and 42 cent/minute from mobile networks). Free Email: support@technaxx.de
The support hotline is available Mon-Fri from 9 am to 1 pm & 2 pm to 5 pm.

Cleaning and maintenance

Danger! Always work without current and not under load. Unplug all cables and cover the solar panel to avoid electric shock. •Clean the equipment regularly with a moist cloth. Do not use cleaning agents or solvents. •Ensure that no water can seep into the plugs. The ingress of water into an electric device increases the risk of an electric shock or damage of the device.

Made in China

Distributed by:
Technaxx Deutschland GmbH & Co. KG
Konrad-Zuse-Ring 16-18,
61137 Schöneck, Germany