



INSTRUCTIONS D'ASSEMBLAGE
ASSEMBLY INSTRUCTIONS

MONARCH
SPECIALTIES INC.

I 1320

CHAISE -
2PCS / 36" H BLANC

DINING CHAIR -
2PCS / 36" H WHITE

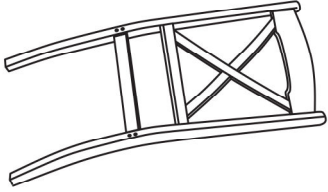
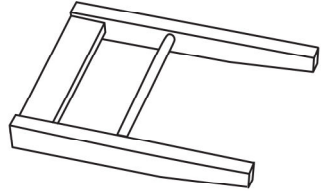
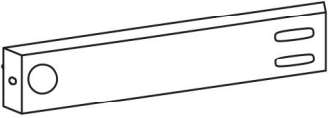
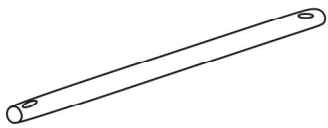



**POUR DE L'ASSISTANCE OU POUR COMMANDER
DES PIÈCES CONTACTEZ NOTRE DÉPARTEMENT
DE SERVICE À LA CLIENTÈLE.**

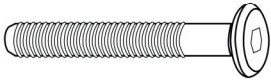
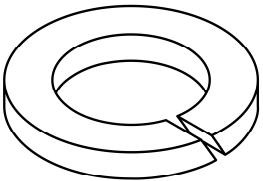

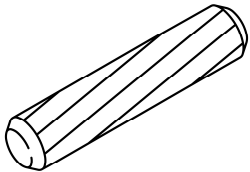
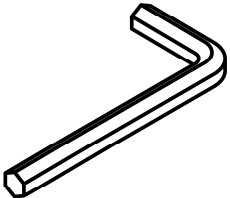
**FOR ASSISTANCE OR TO ORDER PARTS
CONTACT OUR CUSTOMER SERVICE DEPARTMENT**

WWW.MONARCHSERVICE.COM

LISTE DES PIÈCES
PARTS LIST

PIÈCE / PART #	IMAGE	DESCRIPTION	QTY / QTÉ
1		CHAIR BACK DOSSIER	2
2		CHAIR LEGS (FRONT) PATTES DE CHAISE (AVANT)	2
3		SIDE PANEL PANNEAU DE CÔTÉ	4
4		STRETCHER CHÂSSIS	4
5		SEAT SIÈGE	2

LISTE DES PIÈCES DE MONTAGE
HARDWARE LIST

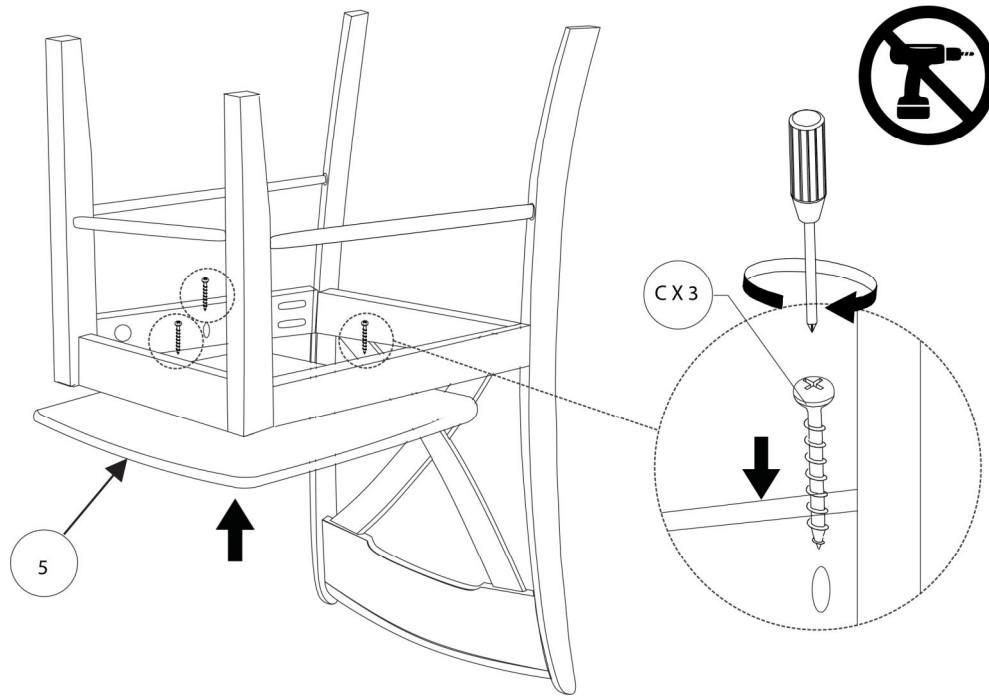
PIÈCE / PART #	IMAGE	DESCRIPTION	QTY / QTÉ
A		ASSEMBLING BOLT - 1/4" X 2" BOULON D'ASSEMBLAGE - 1/4" X 2"	12
B		LOCK WASHER - 1/4" X 1/2" ENTRETOISE DE MÉTAL - 1/4" X 1/2"	12
C		ASSEMBLING SCREW - 1/8" X 1 1/4" VIS D'ASSEMBLAGE - 1/8" X 1 1/4"	14
D		WOOD DOWEL GOUJON DE BOIS	8
E		HEX KEY CLÉ HEXAGONALE	1



OUTIL DE VÉRIFICATION DE DIMENSIONS DES PIÈCES
HARDWARE DIMENSIONS VERIFICATION TOOL



ÉTAPE / STEP 3



ÉTAPE / STEP 4

