INSTRUCTIONS D'ASSEMBLAGE
ASSEMBLY INSTRUCTIONS

MONARCH
SPECIALTIES INC.

I 1393

BANC -
48"L / GRIS ANTIQUE / SIEGE TISSU

BENCH -
48"L / ANTIQUE GREY / GREY FABRIC

POUR DE L'ASSISTANCE OU POUR COMMANDER DES PIÈCES CONTACTEZ NOTRE DÉPARTEMENT DE SERVICE À LA CLIENTÈLE.

FOR ASSISTANCE OR TO ORDER PARTS CONTACT OUR CUSTOMER SERVICE DEPARTMENT

WWW.MONARCHSERVICE.COM

LISTE DES PIÈCES
PARTS LIST

PIÈCE / PART #	IMAGE	DESCRIPTION	QTY / QTÉ
1	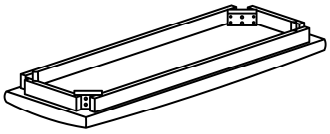	SEAT SIÈGE	1
2	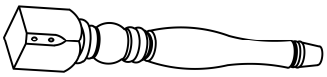	LEG PATTE	4

LISTE DES PIÈCES DE MONTAGE
HARDWARE LIST

PIÈCE / PART #	IMAGE	DESCRIPTION	QTY / QTÉ
A		ASSEMBLING BOLT - 1/4" X 2 3/8" BOULON D'ASSEMBLAGE - 1/4" X 2 3/8"	8
B	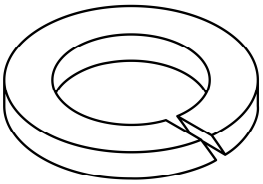	LOCK WASHER - 1/4" X 1/2" ENTRETOISE DE MÉTAL - 1/4" X 1/2"	8
C	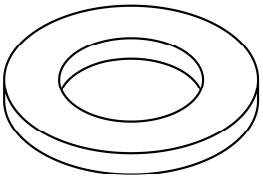	METAL WASHER - 1/4" X 3/4" RONDELLE DE MÉTAL - 1/4" X 3/4"	8
D	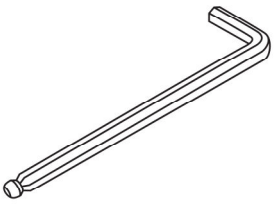	HEX KEY CLÉ HEXAGONALE	1

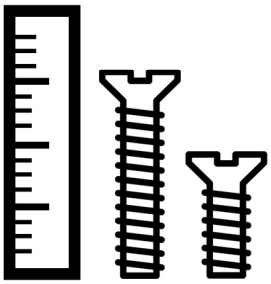

OUTIL DE VÉRIFICATION DE DIMENSIONS DES PIÈCES
HARDWARE DIMENSIONS VERIFICATION TOOL

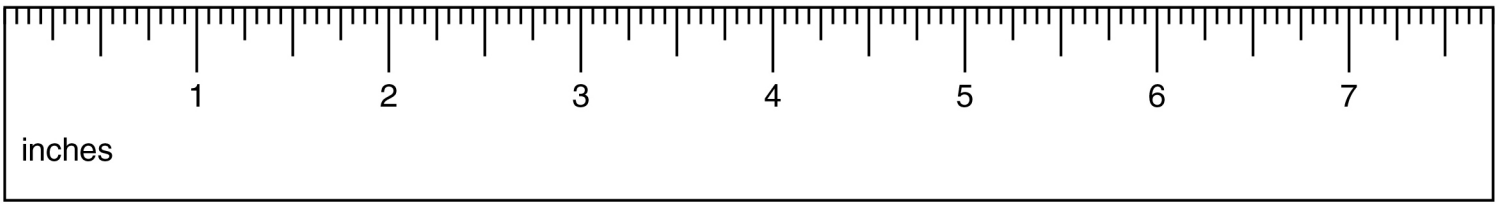

ÉTAPE / STEP 1

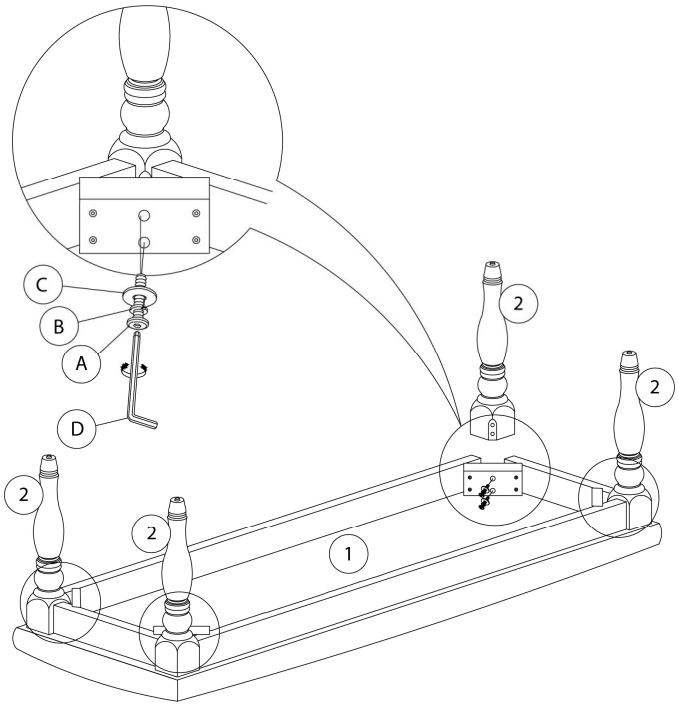
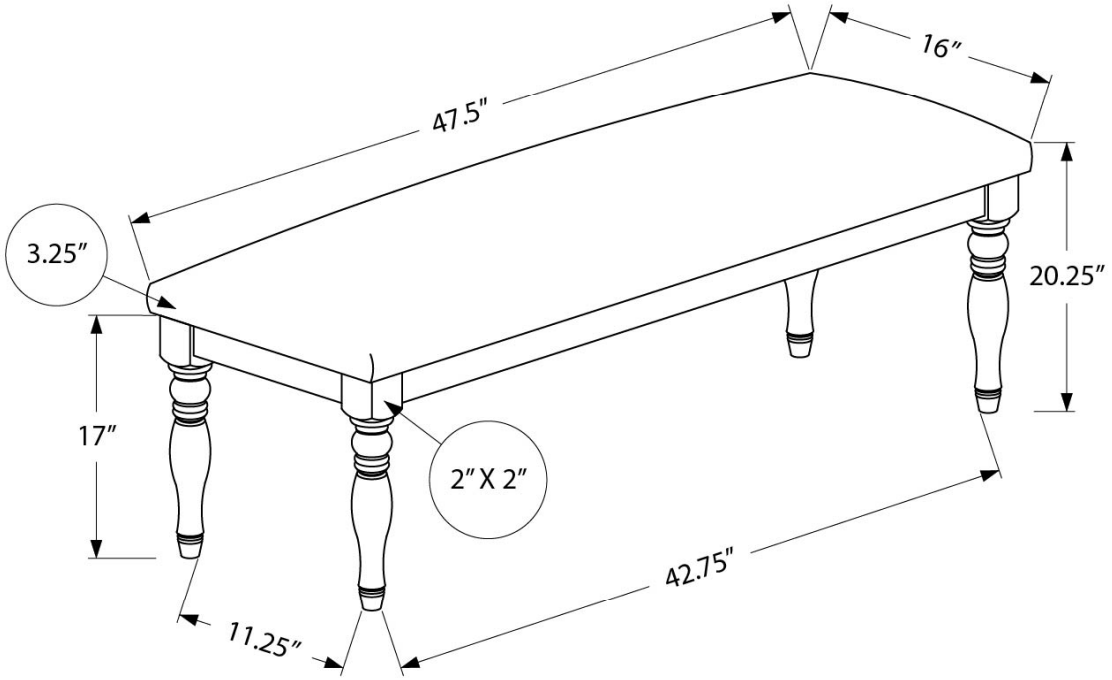
ÉTAPE / STEP 2