



**INSTRUCTIONS D'ASSEMBLAGE  
ASSEMBLY INSTRUCTIONS**

---

**M**ONARCH  
SPECIALTIES INC.

# I 3920

---

**TABLE D'APPOINT -  
22"H / TABLE DE BOUT DRUM METAL CHROME**

**ACCENT TABLE -  
22"H / CHROME IRON METAL DRUM END**


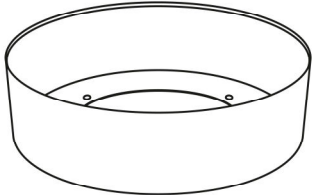


**POUR DE L'ASSISTANCE OU POUR COMMANDER  
DES PIÈCES CONTACTEZ NOTRE DÉPARTEMENT  
DE SERVICE À LA CLIENTÈLE.**

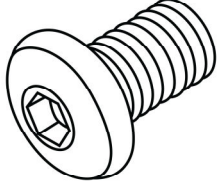
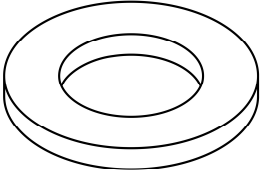
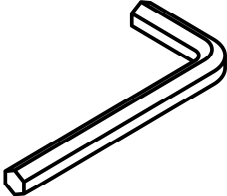
**FOR ASSISTANCE OR TO ORDER PARTS  
CONTACT OUR CUSTOMER SERVICE DEPARTMENT**

**WWW.MONARCHSERVICE.COM**

**LISTE DES PIÈCES**  
**PARTS LIST**

| PIÈCE / PART # | IMAGE   | DESCRIPTION                   | QTY / QTÉ |
|----------------|---|-------------------------------|-----------|
| 1              |  | TABLE TOP<br>SURFACE DE TABLE | 1         |
| 2              |  | TABLE BASE<br>BASE DE TABLE   | 1         |

**LISTE DES PIÈCES DE MONTAGE**  
**HARDWARE LIST**

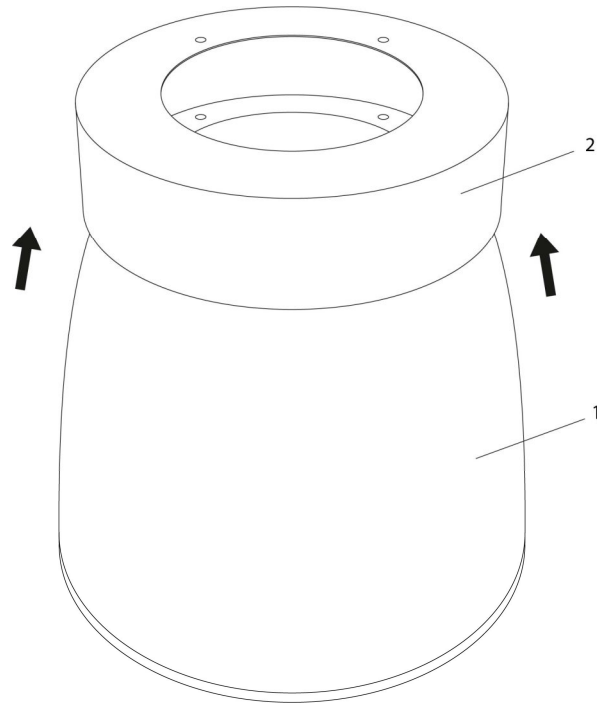
| PIÈCE / PART # | IMAGE   | DESCRIPTION  | QTY / QTÉ |
|----------------|---|--|-----------|
| A              |    | <p align="center">ASSEMBLING BOLT -<br/>           Ø 1/2" X 5/8"<br/>           BOULON D'ASSEMBLAGE -<br/>           Ø 1/2" X 5/8"</p> | 4         |
| B              |    | <p align="center">METAL WASHER<br/>           RONDELLE DE MÉTAL</p>  | 4         |
| C              |  | <p align="center">HEX KEY<br/>           CLÉ HEXAGONALE</p>  | 1         |



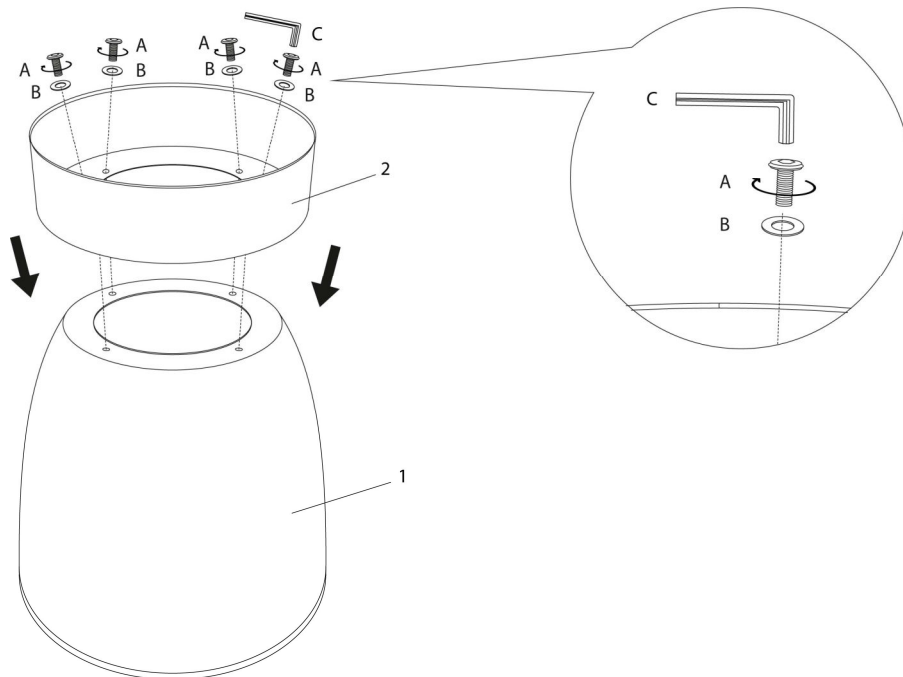
OUTIL DE VÉRIFICATION DE DIMENSIONS DES PIÈCES  
HARDWARE DIMENSIONS VERIFICATION TOOL



ÉTAPE / STEP 1



ÉTAPE / STEP 2



ÉTAPE / STEP 3

