



INSTRUCTIONS D'ASSEMBLAGE
ASSEMBLY INSTRUCTIONS

MONARCH
SPECIALTIES INC.

I 3927

TABLE D'APPOINT -
22"H / TABLE DE BOUT DRUM METAL DORE

ACCENT TABLE -
22"H / GOLD IRON METAL DRUM END TABLE


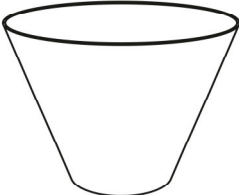


POUR DE L'ASSISTANCE OU POUR COMMANDER
DES PIÈCES CONTACTEZ NOTRE DÉPARTEMENT
DE SERVICE À LA CLIENTÈLE.

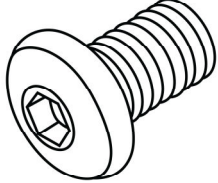
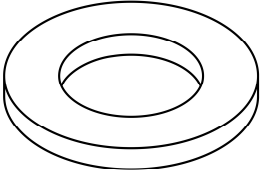
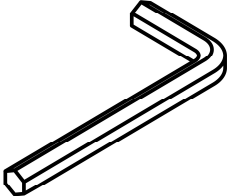
FOR ASSISTANCE OR TO ORDER PARTS
CONTACT OUR CUSTOMER SERVICE DEPARTMENT

WWW.MONARCHSERVICE.COM

LISTE DES PIÈCES
PARTS LIST

| PIÈCE / PART # | IMAGE | DESCRIPTION | QTY / QTÉ |
|----------------|---|-------------------------------|-----------|
| 1 |  | TABLE TOP SURFACE DE TABLE | 1 |
| 2 |  | TABLE BASE BASE DE TABLE | 1 |

LISTE DES PIÈCES DE MONTAGE
HARDWARE LIST

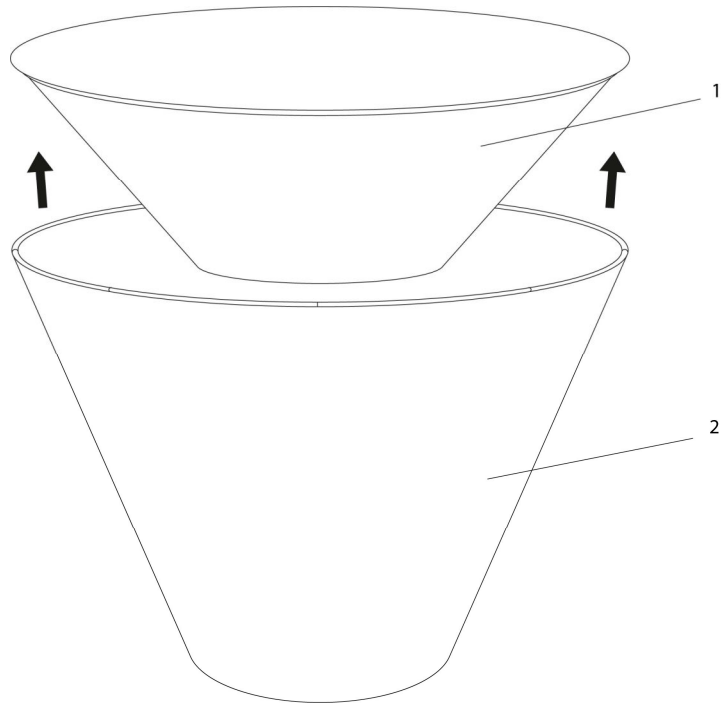
| PIÈCE / PART # | IMAGE | DESCRIPTION | QTY / QTÉ |
|----------------|---|--|-----------|
| A |  | <p align="center">ASSEMBLING BOLT - Ø 1/2" X 5/8" BOULON D'ASSEMBLAGE - Ø 1/2" X 5/8"</p> | 4 |
| B |  | <p align="center">METAL WASHER RONDELLE DE MÉTAL</p> | 4 |
| C |  | <p align="center">HEX KEY CLÉ HEXAGONALE</p> | 1 |



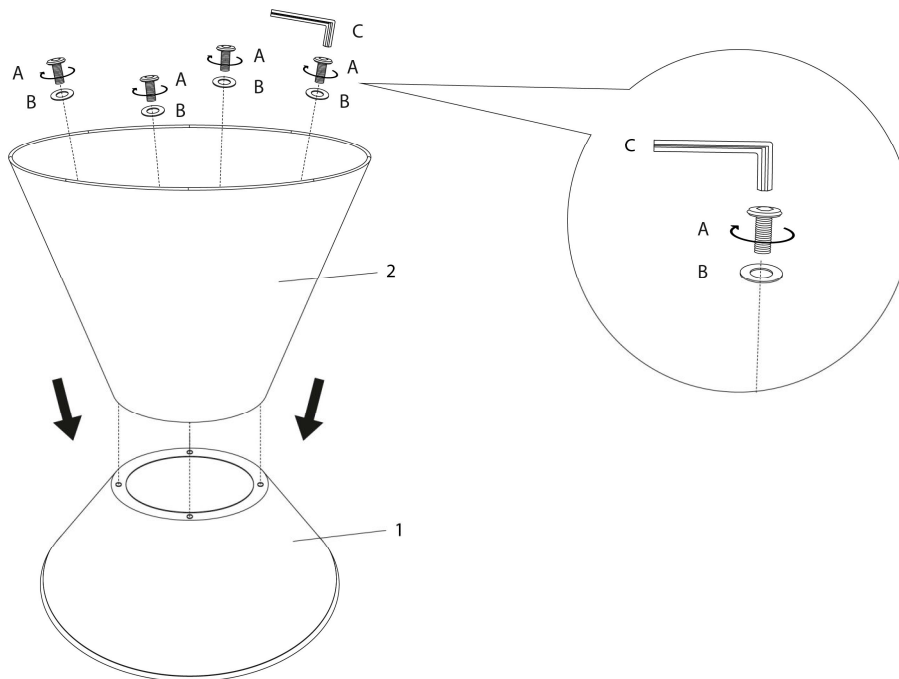
OUTIL DE VÉRIFICATION DE DIMENSIONS DES PIÈCES
HARDWARE DIMENSIONS VERIFICATION TOOL



ÉTAPE / STEP 1



ÉTAPE / STEP 2



ÉTAPE / STEP 3

