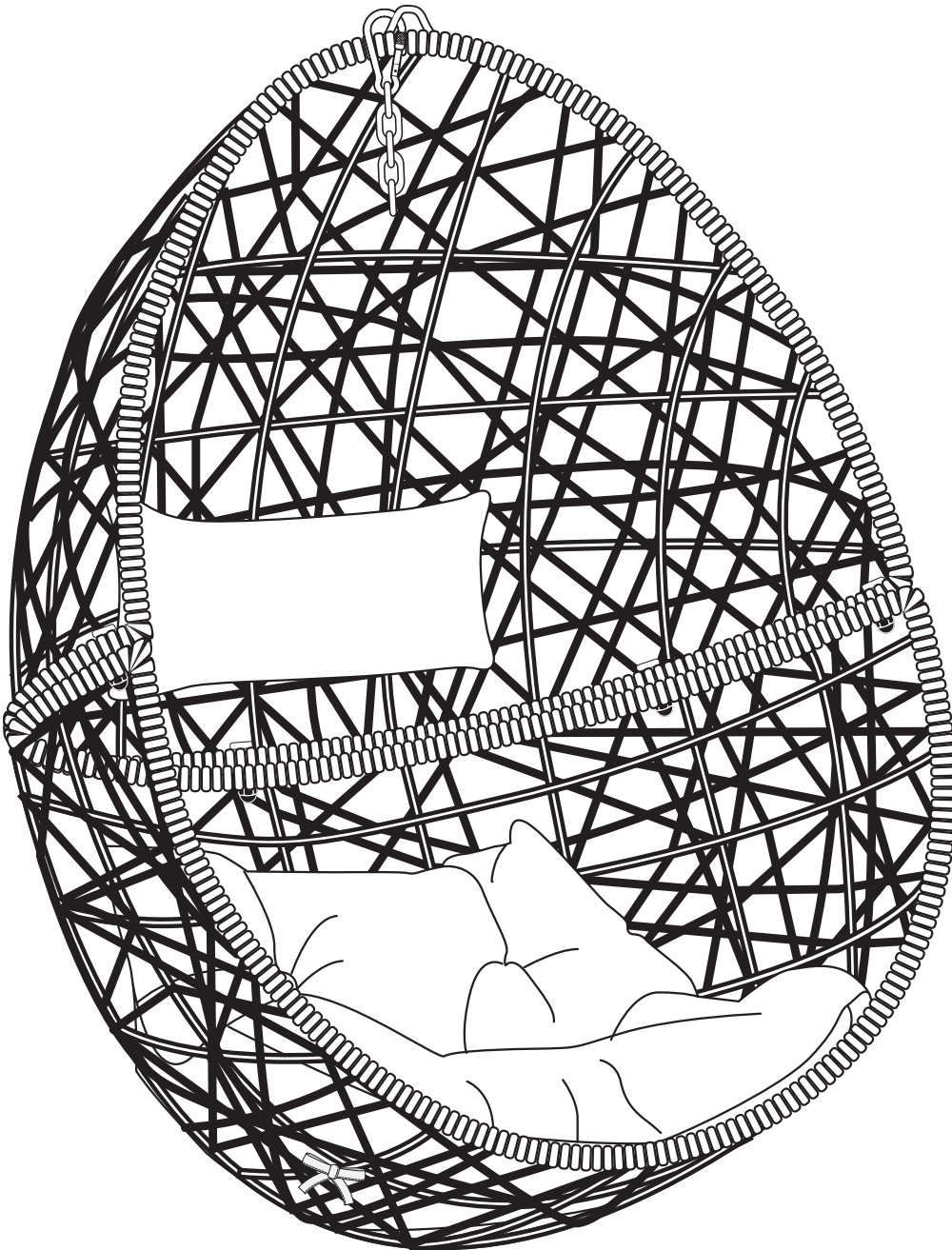


Thank you for choosing Sunnydaze Decor. We stand behind our brand and the quality of the items we sell. Replacement parts or products will be sent at our discretion within the 1-year warranty period. Proof of purchase, with the date of purchase as well as photos of the merchandise defect, must be provided. Photos are used to determine the cause of defects and for future quality control. Register your warranty at <https://tiny.cc/SunnydazeWarranty>. If you have any questions, comments or concerns, feel free to contact us by phone at 833-982-1977, by email: customerservice@sunnydazedecor.com, or via our contact us page at <https://tiny.cc/SunnydazeContact>











JACKSON HANGING EGG CHAIR



Read all assembly and care instructions carefully before using this product. Save these instructions for future reference.

Assemble components on a soft, clean surface to avoid scratching/damaging the finish.



Inspect packaging to ensure all parts are accounted for before disposing of packing materials.

No.	PARTS		QTY.
1		Chair Top with locking carabiner & chain	1
2		Chair Bottom	1
3		Cushions	1
G		M6 Bolt	4
H		M6 Washer	8
P		M6 Lock Nut	4
Q		Small Hex Nut Cap	4
R		Pin	1
S		Extension Spring	1
T		Safety Strap	1

No.	TOOLS (INCLUDED)		QTY.
X		Small Hex Key	1
Z		Spanner	1

WARNING!

CHOKING HAZARD — This item contains small parts that can be swallowed. Keep children away during assembly.

CAUTION

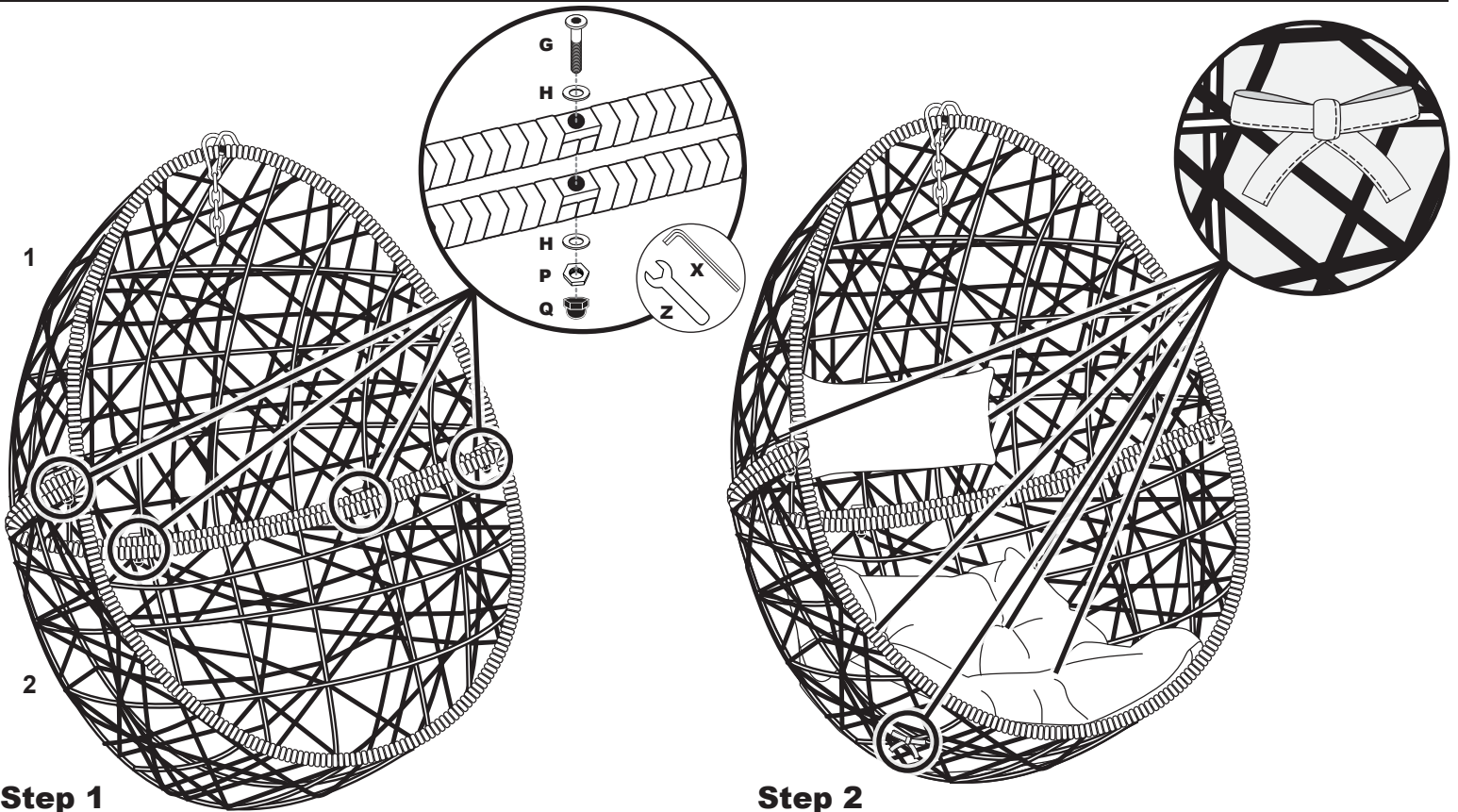
This egg chair is not designed for use as a swing. Bouncing, swinging, or any other significant movements while in the chair may cause serious injury.

Make sure all hardware is securely tightened before each use.

The safety strap must be used with or without the Sunnydaze Egg Chair Stand.

Weight Limit: 265 lbs.

ASSEMBLY



Step 1

Align Chair Top (1) and Chair Bottom (2) and secure them using Bolt (G), Washers (H), and Lock Nut (P). Place Hex Nut Cap (Q) over the lock nut.

Step 2

Tie Cushions (3) onto the frame of the egg chair. Do not tie cushions to the rattan material.

USE & CARE

With proper care and under normal use, Sunnydaze egg chairs will last for years. It is important to follow basic use & care tips to prolong the life of your egg chair.

- **HANGING:** Hardware to hang this chair on a Sunnydaze Egg Chair Stand is included. If this chair is used without the Sunnydaze Egg Chair Stand, consult a professional for installation and anchoring hardware requirements.
- **SAFE USE:** Do not swing, bounce, jump, twist, or other make other excessive movements while using this chair; doing so may cause serious injury. Do not use this chair without the safety strap; this strap helps keep the chair safely in place while getting in and out of the chair.
- **CHILDREN:** Supervise children at all times. Do not allow children to play on or sleep in hanging chairs.
- **INSPECTION:** Ensure the chair is assembled correctly, the hardware is securely tightened, and the safety strap is buckled before each use.
- **CLEANING:** Wipe with a damp cloth. For tougher stains, use mild detergent and a soft cloth to gently scrub. Rinse and dry thoroughly to prevent mold and mildew growth.
- **STORAGE:** Store indoors during winter and inclement weather. Cool, dry locations are best to help prevent damage. Exposure to moisture may cause mold and mildew growth. Prolonged exposure to sunlight will cause the chair and cushions to fade.

! SAFETY STATEMENTS & WARNINGS !

- Do not exceed the weight limit: 265 pounds
- Sunnydaze Egg Chair is not a swing. Do not swing, bounce, jump, twist, or spin in the chair.
- This product is intended to be used by one person at a time.
- For safety, the chair must be used with the safety strap provided. Do not loop the safety strap around the rattan material of the chair as it will break the rattan material which may cause it to unravel.
- Inspect the chair for damage and ensure all hardware is securely tightened before each use.
- Do not allow children to use this product without adult supervision.

Any modification to the product or failure to follow recommended care will void the product warranty.

! WARNING:

Manufacturer and seller expressly disclaim any and all liability from personal injury, property damage or loss, whether direct or indirect, or incidental, resulting from the incorrect attachment, improper use, inadequate maintenance, or neglect of this product.