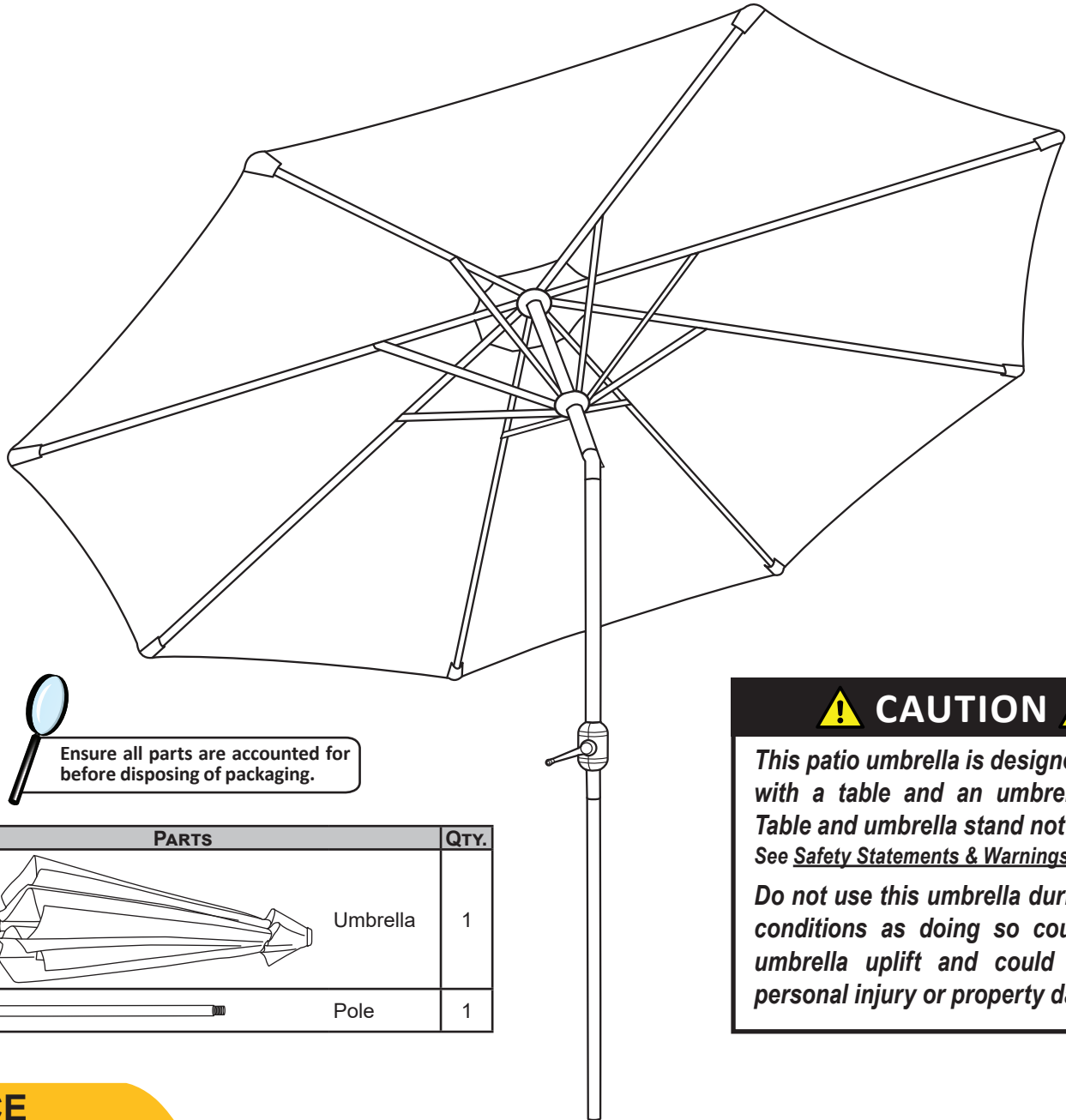

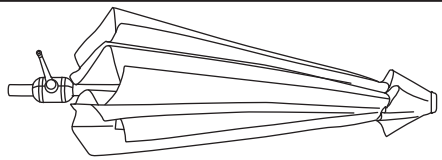



SUNBRELLA® MARKET UMBRELLA

Read all assembly and care instructions carefully before using this product. Save these instructions for future reference.
Assemble components on a soft, clean surface to avoid damaging the canopy or scratching the powder-coated finish.



 Ensure all parts are accounted for before disposing of packaging.

No.	PARTS	QTY.
A	 Umbrella	1
B	 Pole	1

⚠ CAUTION ⚠

This patio umbrella is designed for use with a table and an umbrella stand. Table and umbrella stand not included. See Safety Statements & Warnings on page 2.

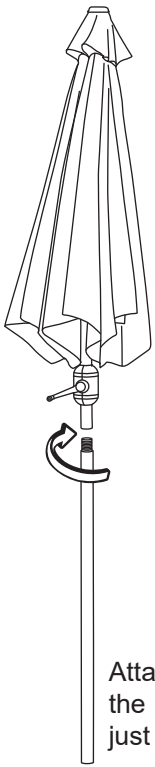
Do not use this umbrella during windy conditions as doing so could cause umbrella uplift and could result in personal injury or property damage.

NOTICE

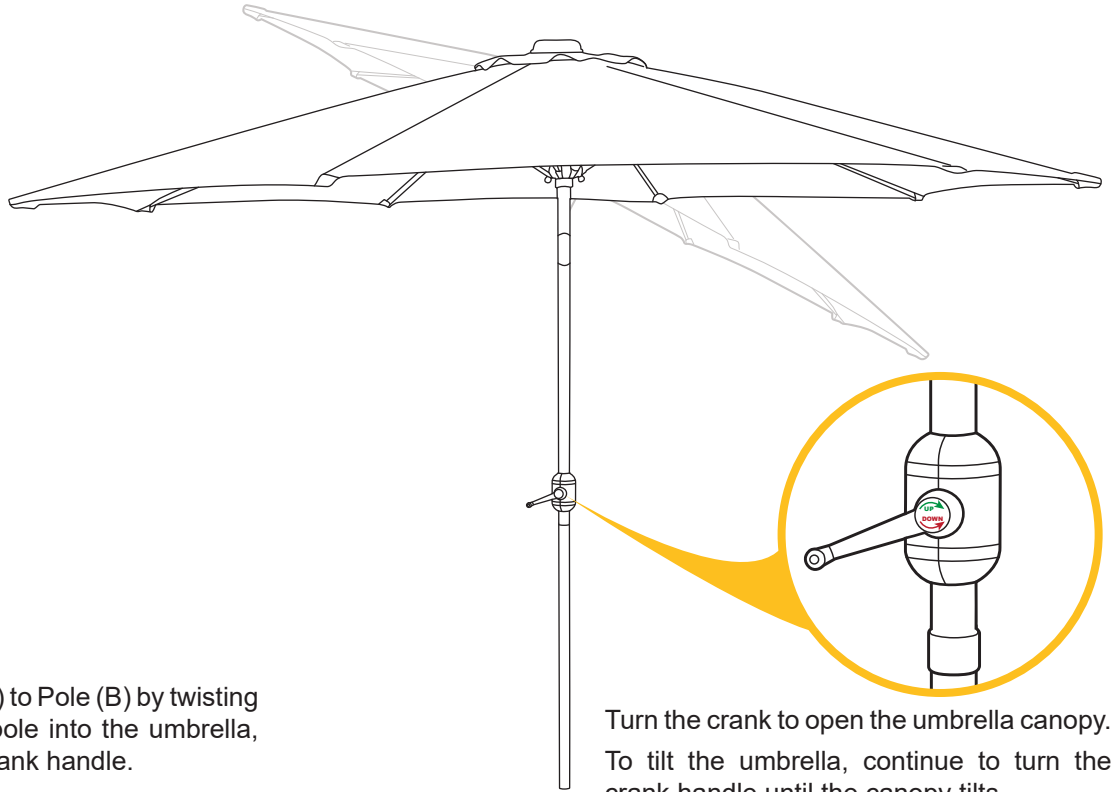
- Always use this umbrella with a table and an umbrella stand.
- Do not use umbrella in inclement weather such as strong wind, thunderstorms, heavy rain or snow.
- Failure to follow recommended use and care may void the product warranty.

⚠ WARNING: Manufacturer and seller expressly disclaim any and all liability from personal injury, property damage or loss, whether direct or indirect, or incidental, resulting from the incorrect attachment, improper use, inadequate maintenance, or neglect of this product.

ASSEMBLY



Attach Umbrella (A) to Pole (B) by twisting the thread of the pole into the umbrella, just beneath the crank handle.



Turn the crank to open the umbrella canopy. To tilt the umbrella, continue to turn the crank handle until the canopy tilts.

USE & CARE

OPENING & CLOSING

When opening, make sure the umbrella opens freely. If there is resistance while opening, **DO NOT FORCE THE UMBRELLA OPEN** as doing so may damage the umbrella. Check to see if the umbrella ribs are locked together; gently pull the ribs apart to assist the opening process.

When closed, pull the loose canopy fabric from between each rib to prevent it from getting jammed or trapped between the ribs and umbrella structure. Trapped fabric may result in unnecessary wear and holes in the fabric. Secure the fabric with the attached strap.

SUN EXPOSURE & STORAGE

All fabrics will eventually fade from sun exposure. Maintain the fabric color by covering it with an umbrella cover or storing it indoors when not in use. Always store indoors during the winter, extreme weather conditions and when it will not be used for an extended period of time.


CLEANING **HAND-WASH ONLY**

Do not remove the canopy from the frame. Never use bleach, detergents, harsh chemicals or abrasive materials to clean the canopy or the frame. Brush or vacuum loose dirt from the umbrella canopy. Wiping down the canopy and frame with a soft damp cloth and warm water is usually sufficient. For stubborn stains, clean with a soft-bristle brush, mild soap and warm water. Rinse thoroughly with a hose sprayer, ensuring all soap residue is removed; leaving residue will attract dust/dirt.

Thoroughly dry the frame with a soft cloth to prevent water spotting and rust. Open the umbrella canopy and allow it thoroughly to air-dry. Closing the canopy before it is completely dry will promote mold and mildew growth, and could stretch the fabric.

DO NOT USE BLEACH

SAFETY STATEMENTS & WARNINGS



- Do not use the umbrella without a table and umbrella base.
- Do not use the umbrella in inclement weather such as strong wind, thunderstorms, heavy rain or snow.
- Never use the umbrella during windy conditions.
- Always close the umbrella canopy and secure the strap around the canopy when the umbrella is not in use.
- Store the umbrella indoors during winter and extreme weather conditions.
- Do not iron the umbrella canopy.
- Do not allow children to assemble or operate the umbrella.
- The umbrella pole should never be left in standing water.

Any modification to the product or failure to follow recommended care will void the product warranty.