

ASSEMBLY INSTRUCTIONS



Ax1
FIRE BOWL



Bx4
STAND



Cx2
HANDLE



Dx14
GASKET



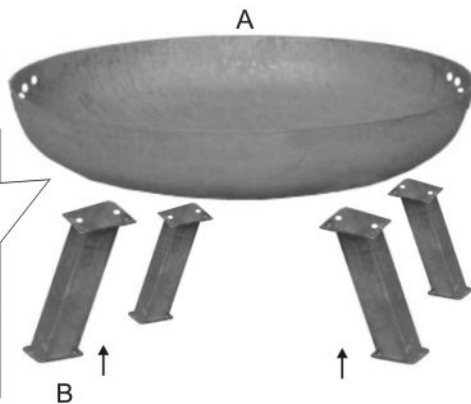

Ex14
BOLT




Fx14
NUT



Gx1
ALLEN KEY



STEP1
FIX THE STANDS INTO THE FIRE BOWL
WITH BOLTS, NUTS & GASKETS



STEP2
FIX THE HANDLES INTO THE FIRE BOWL
WITH BOLTS, NUTS & GASKETS

