

Components

Wall Rock (Straight) - Front



Wall Rock (Straight) - Back



End Rocks



Curve Rock - Front



18" Spike



Note: Component pieces will vary depending which pack was purchased.

Wall Rock Module Measurements

Each end overlaps 6" in the interlocking system, so for straight walls:

2 Wall Rocks = 7' 6"

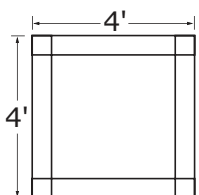
3 Wall Rocks = 11' 0"

4 Wall Rocks = 14' 6"

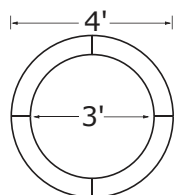
5 Wall Rocks = 18' 0", etc.

Add 3' 6" with each Wall Rock. Three End Rocks are needed to complete the ends of non-interlocking Wall Rocks.

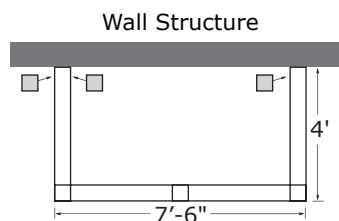
Suggested Layout Configurations



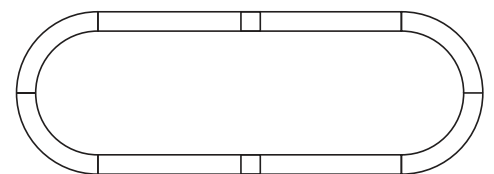
4 Wall Rocks



4 Curve Rocks



4 Wall Rocks
& 3 End Rocks



4 Wall Rocks
& 4 Curve Rocks

Assembly



1. Select a layout configuration. Some suggested layouts are on the previous page or design your own. Lay the Rock Lock modules down in the rough locations.



2. Make sure the rock-textured surfaces of the modules face the outside of the surface, with the rock-textured top surfaces facing up.



3. Interlock two sections together. Wall Rocks can be joined at either a 90-degree angle or as a straight line.



4. Insert a spike to secure the two sections together, but do not hammer into the ground until you are finished with the complete layout.



5. Complete your layout by connecting additional Wall Rocks, Curve Rocks or End Rocks.



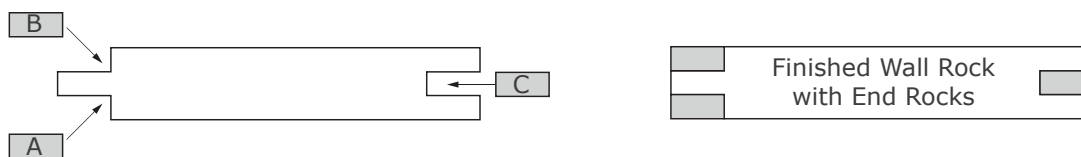
6. When you are finished, make sure the structure is where you want it to be, then hammer the steel spikes through Rock Lock and into the ground.

The fit of the spikes is designed to be tight. The spike may require some turning, particularly with two-high configurations, in order to get the spike through the connections.

CAUTION:
Do not drive spikes into the ground where there is any type of underground plumbing, electrical or gas lines. Please check with your local utility companies.

End Rock Placement

Check the letters on the End Rocks before installing and follow the diagram below.



5506-003101-00-00

We hope you enjoy your new purchase!

Please leave us a review on the website you purchased from.

RTS Home Accents
www.rtsHomeaccents.com

1027 Industrial Place | St. Clements, ON, Canada | N0B 2M0 | 1-800-663-2803
2900 Industrial Park Drive | Austinburg, OH, USA | 44010 | 1-888-641-3077