



INSTRUCTIONS D'ASSEMBLAGE
ASSEMBLY INSTRUCTIONS

MONARCH
SPECIALTIES INC.

I 7770

BUREAU -
40"L / BLANC / METAL BLANC

COMPUTER DESK -
40"L / WHITE / WHITE METAL

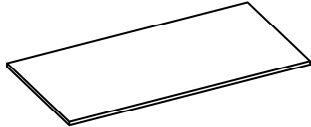
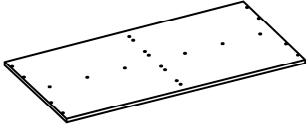
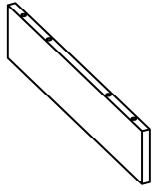
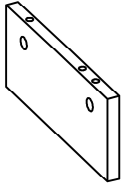
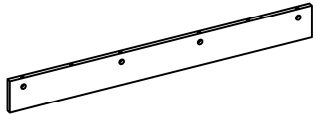


**POUR DE L'ASSISTANCE OU POUR COMMANDER
DES PIÈCES CONTACTEZ NOTRE DÉPARTEMENT
DE SERVICE À LA CLIENTÈLE.**


**FOR ASSISTANCE OR TO ORDER PARTS
CONTACT OUR CUSTOMER SERVICE DEPARTMENT**

WWW.MONARCHSERVICE.COM

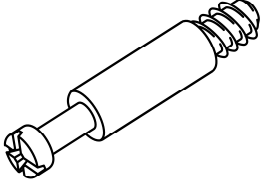
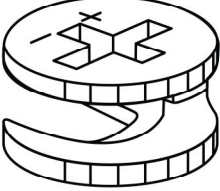
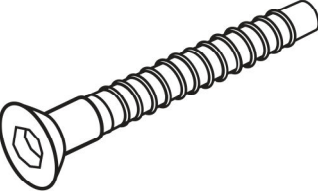
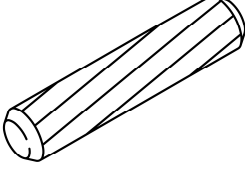
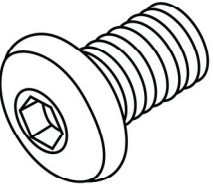
LISTE DES PIÈCES
PARTS LIST

PIÈCE / PART #	IMAGE	DESCRIPTION	QTY / QTÉ
1		TABLE TOP SURFACE DE TABLE	1
2		BOTTOM PANEL PANNEAU DU BAS	1
3		SIDE PANEL PANNEAU DE CÔTÉ	2
4		DIVIDER PANEL PANNEAU DE DIVISION	2
5		CONNECTION PANEL PANNEAU DE CONNEXION	1

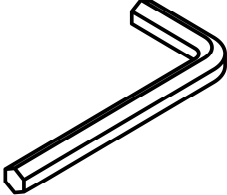
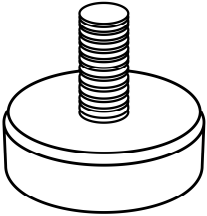
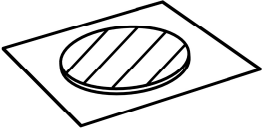
LISTE DES PIÈCES
PARTS LIST

PIÈCE / PART #	IMAGE	DESCRIPTION	QTY / QTÉ
6		METAL LEG PATTE EN METAL	4

LISTE DES PIÈCES DE MONTAGE
HARDWARE LIST

PIÈCE / PART #	IMAGE	DESCRIPTION	QTY / QTÉ
A		CAM LOCK SCREW VIS CAM LOCK	12
B		CAM LOCK CONNECTOR ÉCROU CAM LOCK	12
C		ASSEMBLING BOLT - Ø1/4" X 1 3/8" BOULON D'ASSEMBLAGE - Ø1/4" X 1 3/8"	12
D		WOOD DOWEL GOUJON DE BOIS	20
E		ASSEMBLING BOLT - Ø1/4" X 1/2" BOULON D'ASSEMBLAGE - Ø1/4" X 1/2"	12

LISTE DES PIÈCES DE MONTAGE
HARDWARE LIST

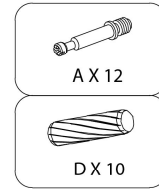
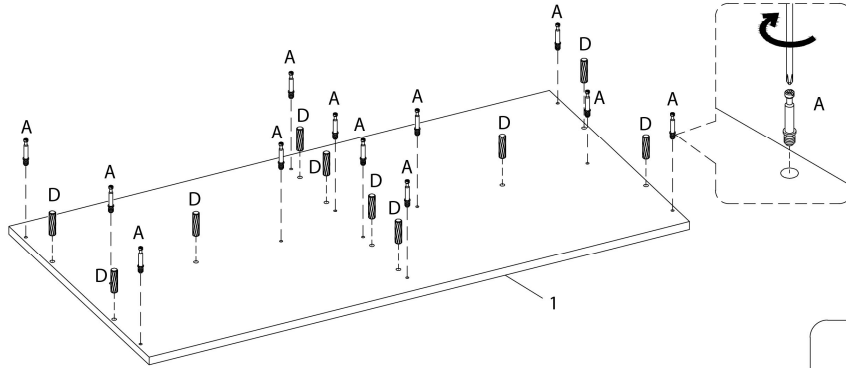
PIÈCE / PART #	IMAGE	DESCRIPTION	QTY / QTÉ
F		<p align="center">HEX KEY CLÉ HEXAGONALE</p>	1
G		<p align="center">ADJUSTABLE LEG PATTE AJUSTABLE</p>	4
H		<p align="center">FINISHING STICKER COLLANT DE FINITION</p>	12



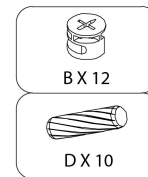
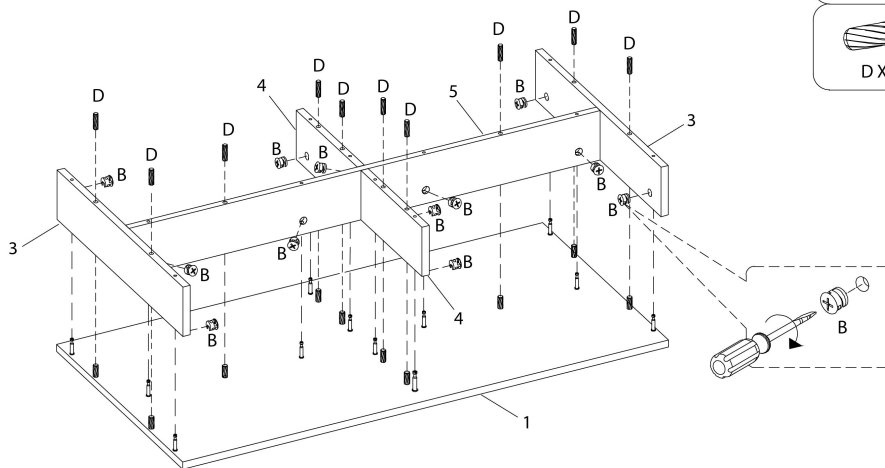
OUTIL DE VÉRIFICATION DE DIMENSIONS DES PIÈCES
HARDWARE DIMENSIONS VERIFICATION TOOL



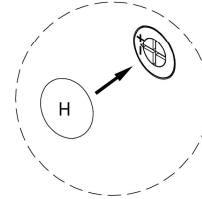
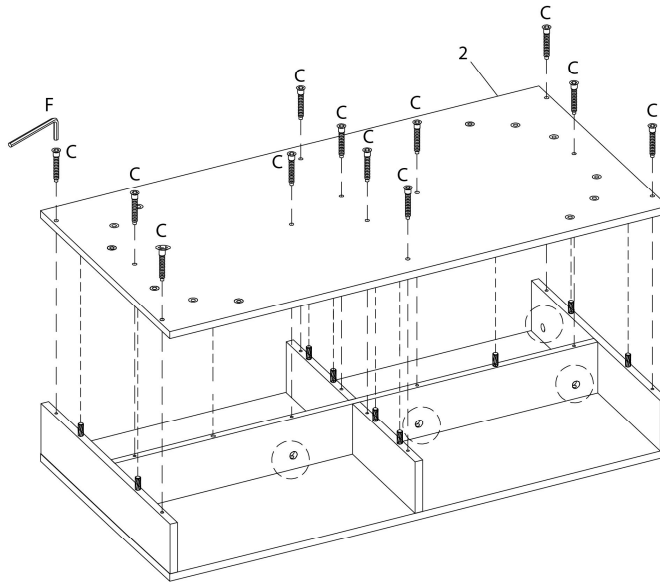
ÉTAPE / STEP 1



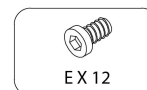
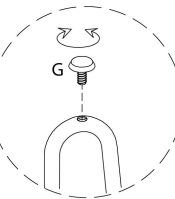
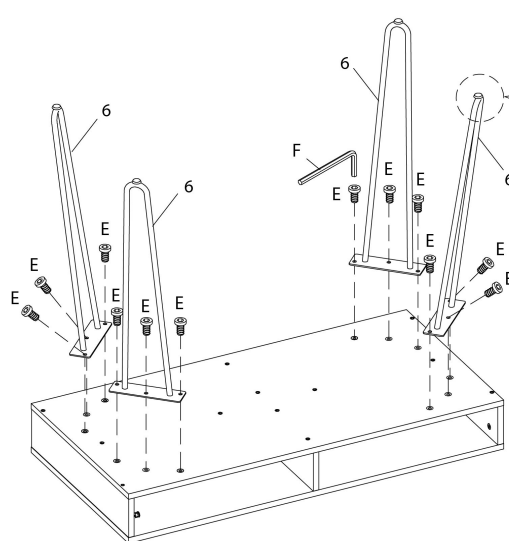
ÉTAPE / STEP 2



ÉTAPE / STEP 3



ÉTAPE / STEP 4



ÉTAPE / STEP 5

