



INSTRUCTIONS D'ASSEMBLAGE
ASSEMBLY INSTRUCTIONS

MONARCH
SPECIALTIES INC.

I 3645

ETAGERE -
60"H / ESPRESSO / METAL NOIR EN COIN

BOOKCASE -
60"H / ESPRESSO / BLACK METAL CORNER
ETAGERE



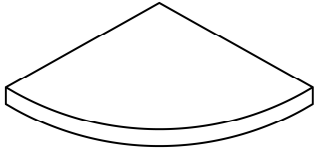


POUR DE L'ASSISTANCE OU POUR COMMANDER
DES PIÈCES CONTACTEZ NOTRE DÉPARTEMENT
DE SERVICE À LA CLIENTÈLE.



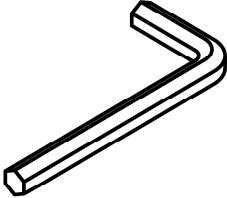
FOR ASSISTANCE OR TO ORDER PARTS
CONTACT OUR CUSTOMER SERVICE DEPARTMENT

WWW.MONARCHSERVICE.COM

LISTE DES PIÈCES
PARTS LIST

PIÈCE / PART #	IMAGE	DESCRIPTION	QTY / QTÉ
1		<p align="center">FRONT FACING LEFT LEG PATTE AVANT GAUCHE</p>	1
2		<p align="center">FRONT FACING RIGHT LEG PATTE AVANT DROITE</p>	1
3		<p align="center">SHELF ÉTAGÈRE</p>	4

LISTE DES PIÈCES DE MONTAGE
HARDWARE LIST

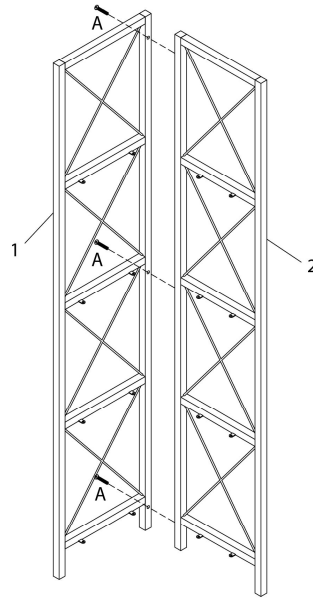
PIÈCE / PART #	IMAGE	DESCRIPTION	QTY / QTÉ
A		<p align="center">ASSEMBLING BOLT - Ø 1/4 X 1 1/4" BOULON D'ASSEMBLAGE - Ø 1/4 X 1 1/4"</p>	3
B		<p align="center">ASSEMBLING SCREW - Ø 1/8 X 1/2" VIS D'ASSEMBLAGE - Ø 1/8 X 1/2"</p>	16
C		<p align="center">HEX KEY CLÉ HEXAGONALE</p>	1



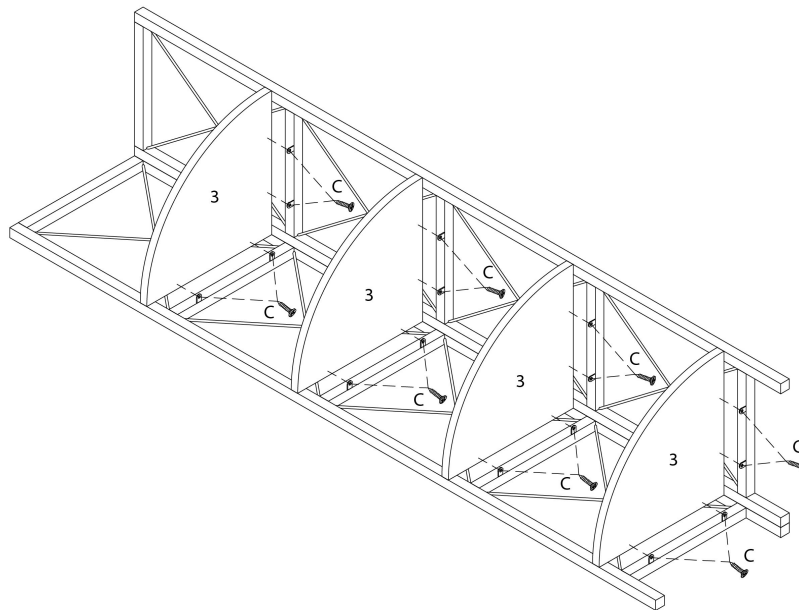
OUTIL DE VÉRIFICATION DE DIMENSIONS DES PIÈCES
HARDWARE DIMENSIONS VERIFICATION TOOL



ÉTAPE / STEP 1



ÉTAPE / STEP 2



ÉTAPE / STEP 3

