



INSTRUCTIONS D'ASSEMBLAGE
ASSEMBLY INSTRUCTIONS

MONARCH
SPECIALTIES INC.

I 3730

TABLE D'APPOINT -
25"H / RANGEMENT / MIROIR / ARGENT

ACCENT TABLE -
25"H / MIRROR / SILVER WITH STORAGE

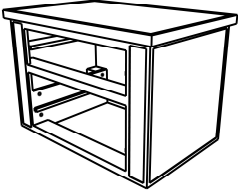
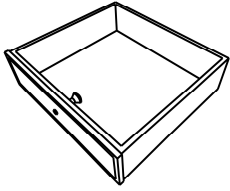
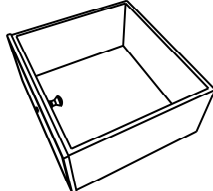



POUR DE L'ASSISTANCE OU POUR COMMANDER
DES PIÈCES CONTACTEZ NOTRE DÉPARTEMENT
DE SERVICE À LA CLIENTÈLE.



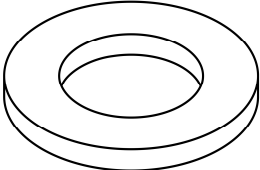
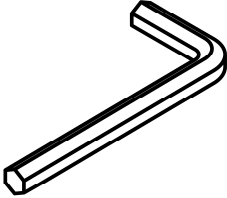
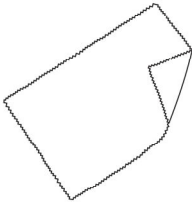
FOR ASSISTANCE OR TO ORDER PARTS
CONTACT OUR CUSTOMER SERVICE DEPARTMENT

WWW.MONARCHSERVICE.COM

LISTE DES PIÈCES
PARTS LIST

PIÈCE / PART #	IMAGE	DESCRIPTION	QTY / QTÉ
1		<p align="center">CABINET TOP SURFACE DE L'ARMOIRE</p>	1
2		<p align="center">DRAWER TIROIR</p>	1
3		<p align="center">DRAWER TIROIR</p>	1
4		<p align="center">LEG PATTE</p>	4

LISTE DES PIÈCES DE MONTAGE
HARDWARE LIST

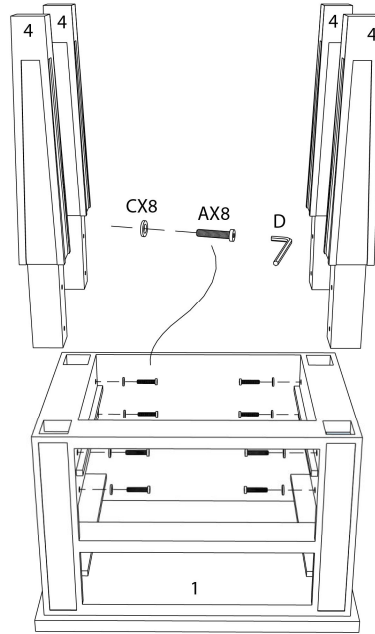
PIÈCE / PART #	IMAGE	DESCRIPTION	QTY / QTÉ
A		ASSEMBLING BOLT - 3/8" X 1 3/8" BOULON D'ASSEMBLAGE - 3/8" X 1 3/8"	8
B		BOLT SET - 1/8" X 1/2" ENSEMBLE DE BOULON - 1/8" X 1/2"	2
C		METAL WASHER RONDELLE DE MÉTAL	8
D		HEX KEY CLÉ HEXAGONALE	1
E		POLISHING CLOTH TISSU DE POLISSAGE	1



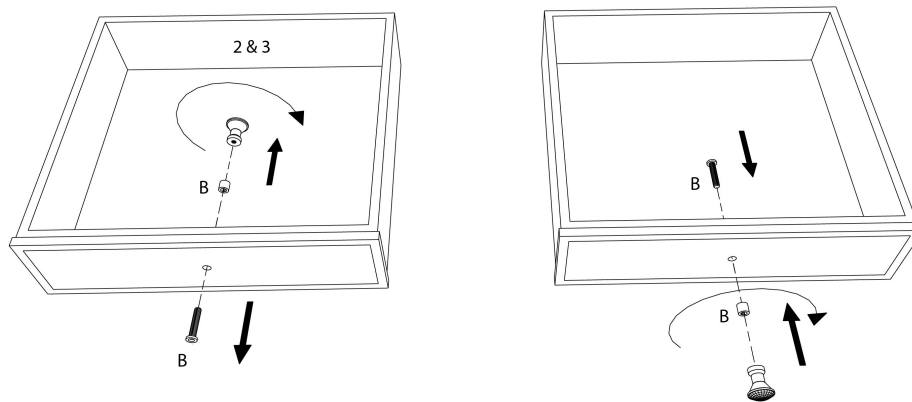
OUTIL DE VÉRIFICATION DE DIMENSIONS DES PIÈCES
HARDWARE DIMENSIONS VERIFICATION TOOL



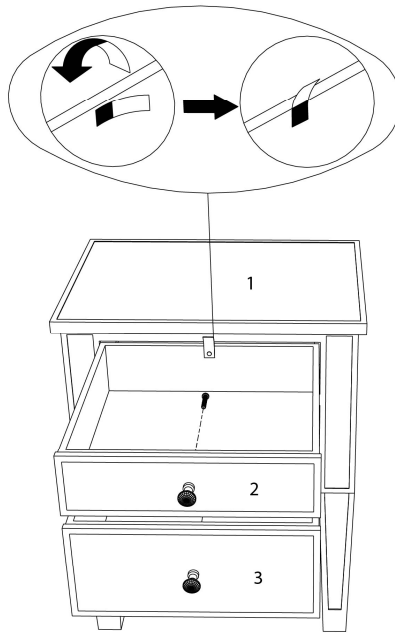
ÉTAPE / STEP 1



ÉTAPE / STEP 2



ÉTAPE / STEP 3



ÉTAPE / STEP 4

