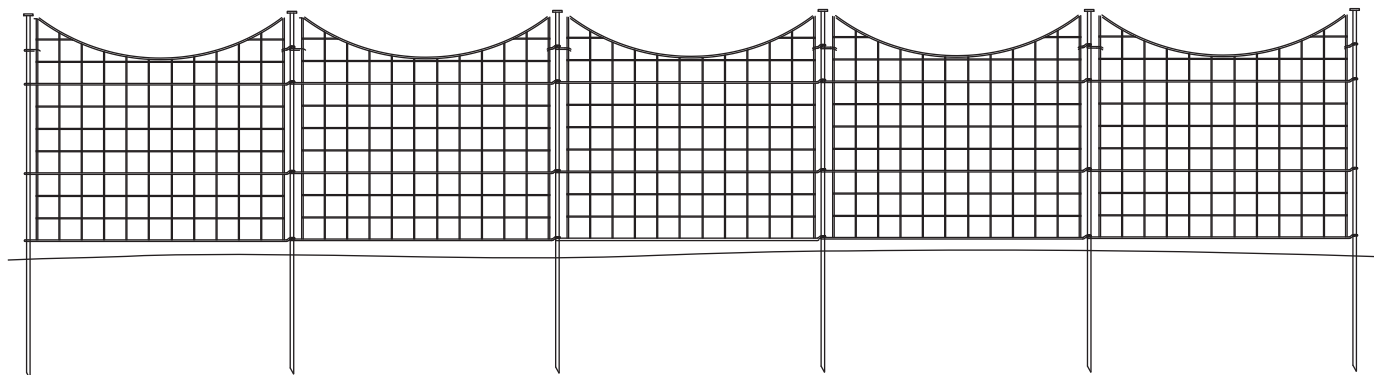


## BOX CONTENTS



**ZIPPITY**  
DO-IT-YOURSELF  
FRIENDLY PRODUCTS

# Zippity Garden Fence (5 pack)



### Check Box for These Contents

In the event of missing or defective parts please call our customer service department at 1-877-234-6196 (Mon.-Fri. 8AM to 5PM EST).

1. Metal fence panels (5)
2. Metal stakes (6)

### Tools You Will Need

- Rubber mallet or a hammer and block of wood

## ASSEMBLY INSTRUCTIONS

**1**

Insert stake through the 4 eye holes of side A of the fence section and use a rubber mallet drive the stake into the ground until it can go no further. (Alternately use a hammer and a block of wood to protect the stake. Avoid metal pounding on metal as it could remove the protective surface of the stake and cause it to rust, voiding the warranty).

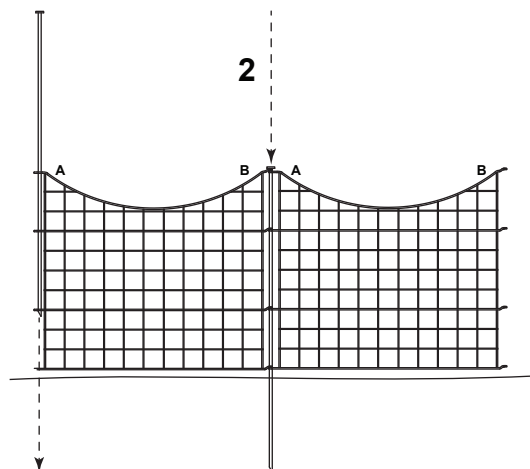
**2**

Line up the second panel with the first, ensuring that side A of the second panel butts up with side B of the first panel. Drive the stake through all 8 eye holes and into the ground until it can go no further.

**3**

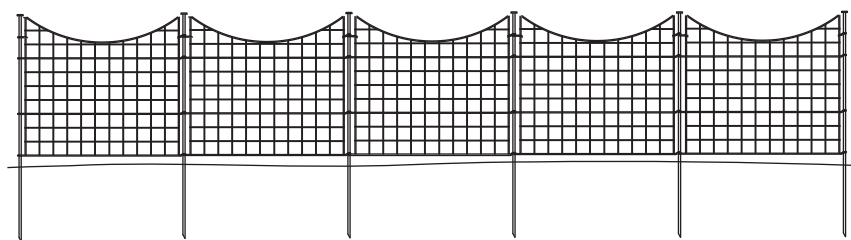
Repeat for all 5 sections.

**1**



**2**

**3**



# SPECS



**ZIPPITY**  
DO-IT-YOURSELF  
FRIENDLY PRODUCTS

## Zippity Garden Fence (5 pack)

