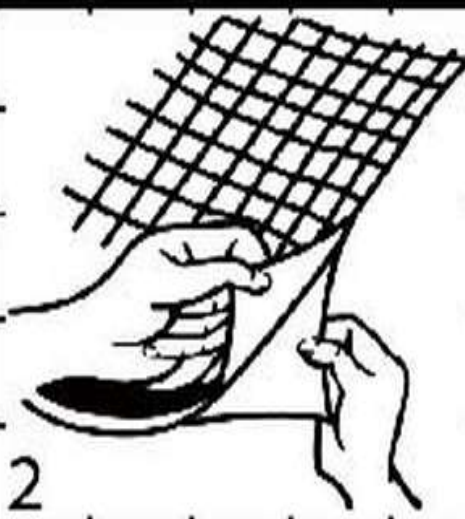
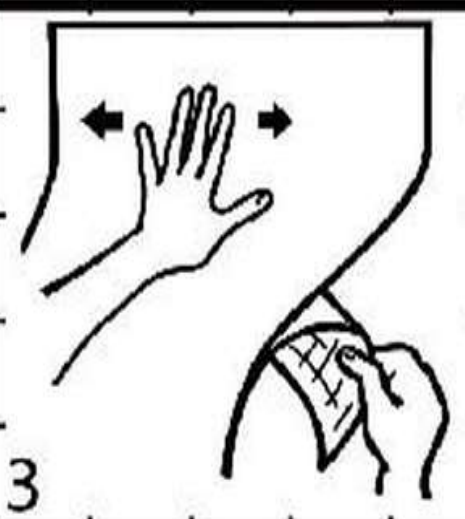


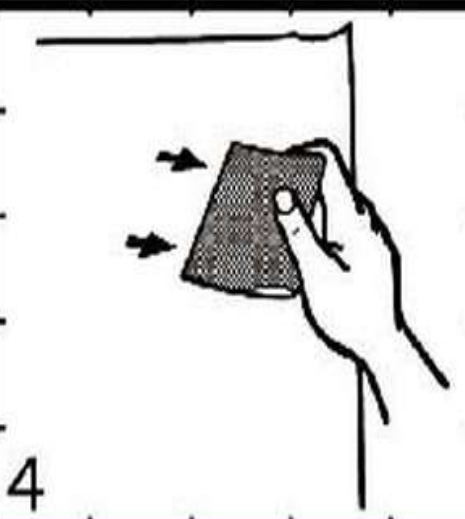
1. Measure, cut to fit (for precise edge endings add 3~4mm and trim away overlapping material with a trimming knife.)



2. Peel off backing paper for a few centimeters.



3. Lay decorative film on one edge.



4. Gradually peel off the backing paper and simultaneously press the sheeting on with a scraper. Always work from the center outwards to the edges, in order to avoid entrapped air.