



INSTRUCTIONS D'ASSEMBLAGE
ASSEMBLY INSTRUCTIONS

MONARCH
SPECIALTIES INC.

I 1213

CHAISE -
2PCS / 36" H / SIMILI-CUIR NOIR / CHROME

DINING CHAIR -
2PCS / 36" H / BLACK LEATHER-LOOK / CHROME


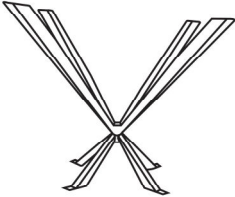


**POUR DE L'ASSISTANCE OU POUR COMMANDER
DES PIÈCES CONTACTEZ NOTRE DÉPARTEMENT
DE SERVICE À LA CLIENTÈLE.**


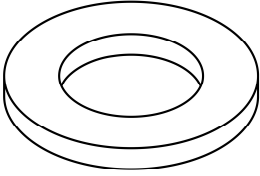
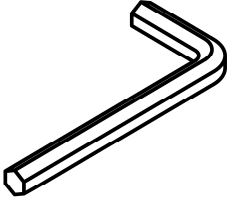
**FOR ASSISTANCE OR TO ORDER PARTS
CONTACT OUR CUSTOMER SERVICE DEPARTMENT**

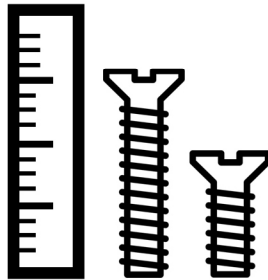
WWW.MONARCHSERVICE.COM

LISTE DES PIÈCES
PARTS LIST

PIÈCE / PART #	IMAGE	DESCRIPTION	QTY / QTÉ
1		SEAT SIÈGE	2
2		CHAIR LEG PATTE DE CHAISE	2

LISTE DES PIÈCES DE MONTAGE
HARDWARE LIST

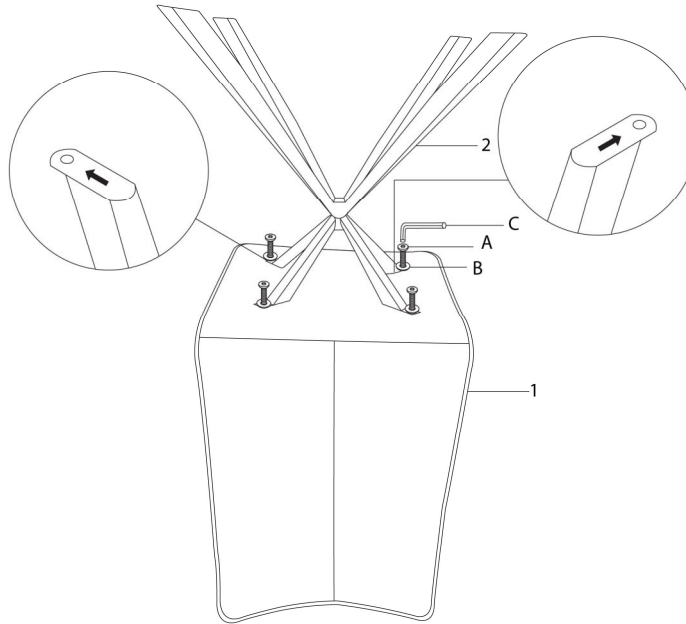
PIÈCE / PART #	IMAGE	DESCRIPTION	QTY / QTÉ
A		<p>ASSEMBLING BOLT - 1/4" X 5/8"</p> <p>BOULON D'ASSEMBLAGE - 1/4" X 5/8"</p>	8
B		<p>METAL WASHER - 1/4" X 5/8"</p> <p>RONDELLE DE MÉTAL - 1/4" X 5/8"</p>	8
C		<p>HEX KEY</p> <p>CLÉ HEXAGONALE</p>	1



OUTIL DE VÉRIFICATION DE DIMENSIONS DES PIÈCES
HARDWARE DIMENSIONS VERIFICATION TOOL



ÉTAPE / STEP 1



ÉTAPE / STEP 2

