



INSTRUCTIONS D'ASSEMBLAGE
ASSEMBLY INSTRUCTIONS

MONARCH
SPECIALTIES INC.

I 7392

BUREAU -
58"L / FAUX PIERRE GRIS DE COIN / METAL NOIR

COMPUTER DESK -
58"L/ GREY STONE-LOOK/ BLACK METAL CORNER

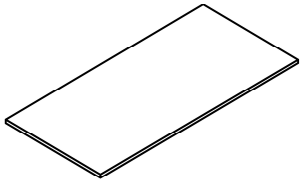
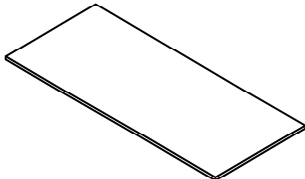

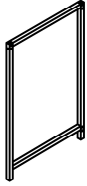
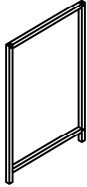


**POUR DE L'ASSISTANCE OU POUR COMMANDER
DES PIÈCES CONTACTEZ NOTRE DÉPARTEMENT
DE SERVICE À LA CLIENTÈLE.**

**FOR ASSISTANCE OR TO ORDER PARTS
CONTACT OUR CUSTOMER SERVICE DEPARTMENT**

WWW.MONARCHSERVICE.COM




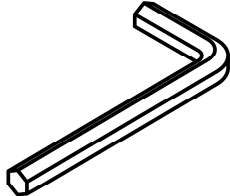
LISTE DES PIÈCES
PARTS LIST

PIÈCE / PART #	IMAGE	DESCRIPTION	QTY / QTÉ
1		DESK TOP SURFACE DU BUREAU	1
2		DESK TOP SURFACE DU BUREAU	1
3		LEG PATTE	1
4		FRONT FACING LEFT LEG PATTE AVANT GAUCHE	1
5		FRONT FACING RIGHT LEG PATTE AVANT DROITE	1

LISTE DES PIÈCES
PARTS LIST

PIÈCE / PART #	IMAGE	DESCRIPTION	QTY / QTÉ
6		CONNECTOR CONNECTEUR	1
7		CONNECTOR CONNECTEUR	1
8		CONNECTOR CONNECTEUR	1
9		CONNECTOR CONNECTEUR	1
10		CONNECTOR CONNECTEUR	1

LISTE DES PIÈCES DE MONTAGE
HARDWARE LIST

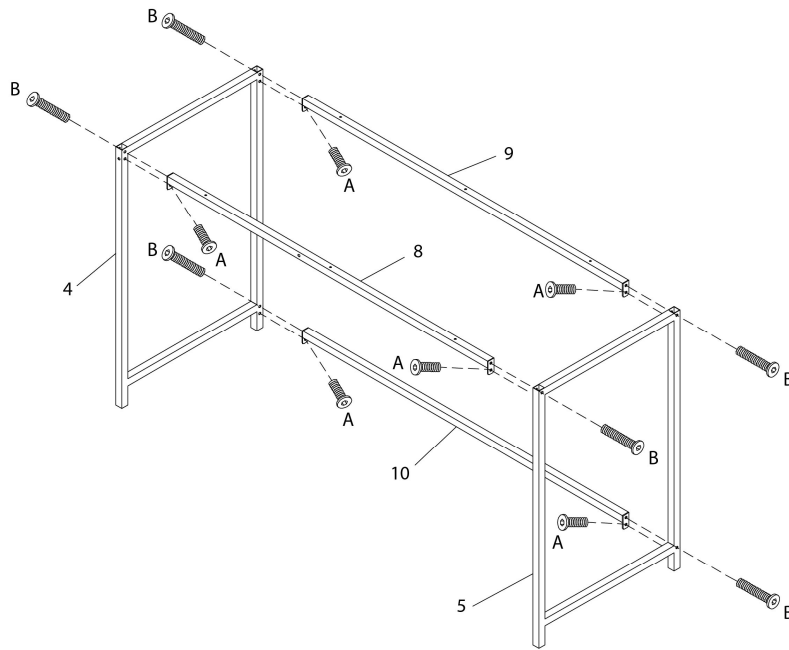
PIÈCE / PART #	IMAGE	DESCRIPTION	QTY / QTÉ
A		<p align="center">ASSEMBLING BOLT - Ø 1/4" X 1/2"</p> <p align="center">BOULON D'ASSEMBLAGE - Ø 1/4" X 1/2"</p>	9
B		<p align="center">ASSEMBLING BOLT - Ø 1/4" X 1 1/8"</p> <p align="center">BOULON D'ASSEMBLAGE - Ø 1/4" X 1 1/8"</p>	20
C		<p align="center">ASSEMBLING BOLT - Ø 1/4" X 1 1/2"</p> <p align="center">BOULON D'ASSEMBLAGE - Ø 1/4" X 1 1/2"</p>	1
D		<p align="center">HEX KEY - M4, 3M</p> <p align="center">CLÉ HEXAGONALE - M4, 3M</p>	1



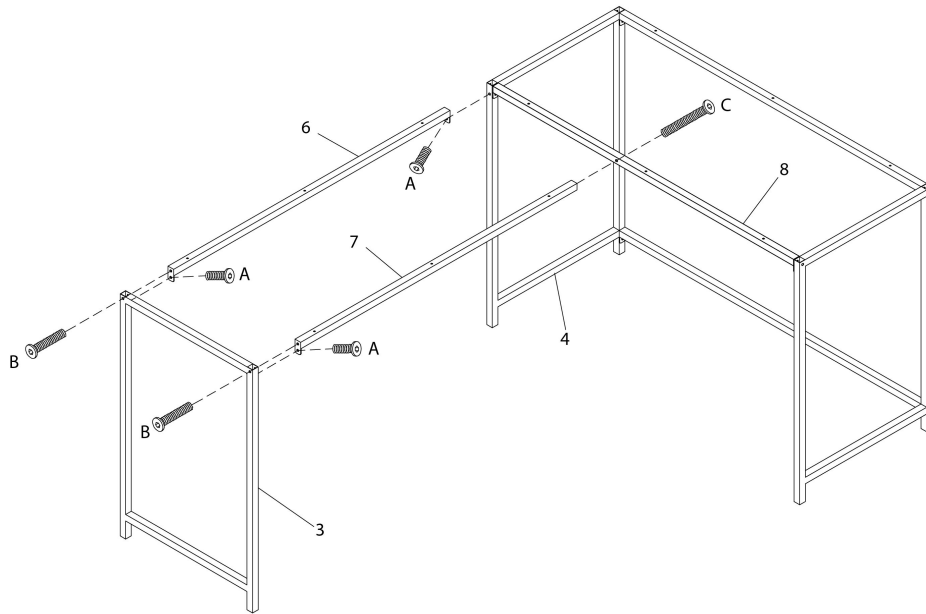
OUTIL DE VÉRIFICATION DE DIMENSIONS DES PIÈCES
HARDWARE DIMENSIONS VERIFICATION TOOL



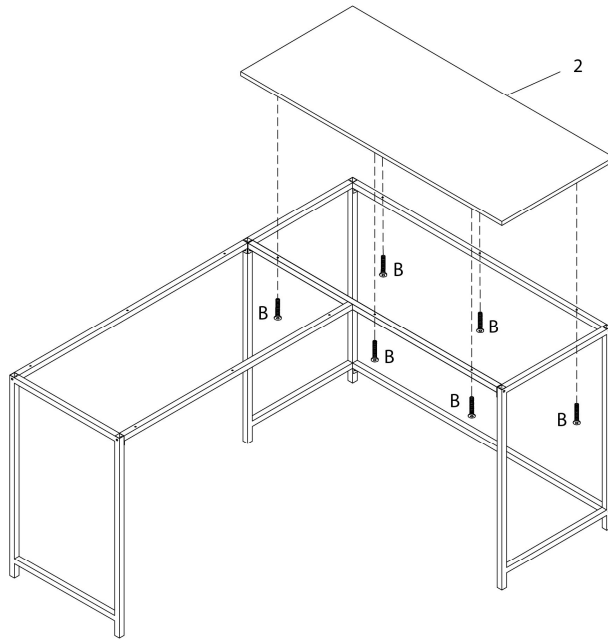
ÉTAPE / STEP 1



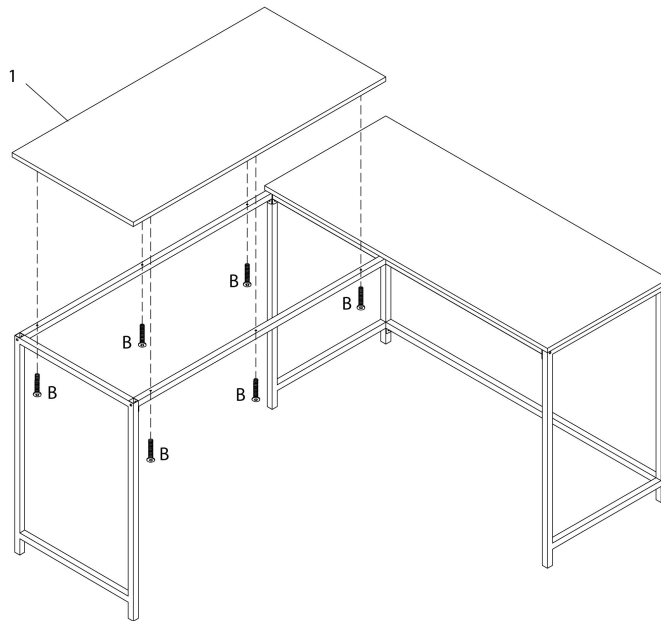
ÉTAPE / STEP 2



ÉTAPE / STEP 3



ÉTAPE / STEP 4



ÉTAPE / STEP 5

