

### Features

- 36-inch minimum base cabinet width.
- Large/medium bowls.
- 9" depth provides generous workspace.
- Single faucet hole.
- An integrated faucet deck provides additional water containment.
- Smart Divide® features a lower bowl divider that increases workspace and versatility.
- Includes two bottom sink racks, walnut cutting board, and colander.
- Strainer not included.

### Material

- KOHLER® enameled cast iron.

### Installation

- Undermount installation kit not included.
- Undermount.

### Recommended Products/Accessories

K-6163 Right-Bowl Sink Rack  
K-6164 Left-Bowl Sink Rack  
K-8801 Sink Strainer  
K-8799 Sink Strainer  
K-11352 Disposal Flange with Stopper  
K-9000 P-Trap  
1411886 Undermount kit 23 in.  
K-23726 Drain treatment  
K-23725 Cast iron cleaner

### Included Components

Product consists of:

K-6163 Right-Bowl Sink Rack  
K-6164 Left-Bowl Sink Rack  
K-6165 Cutting Board  
K-6166 Colander



### Codes/Standards
















ASME A112.19.1/CSA B45.2

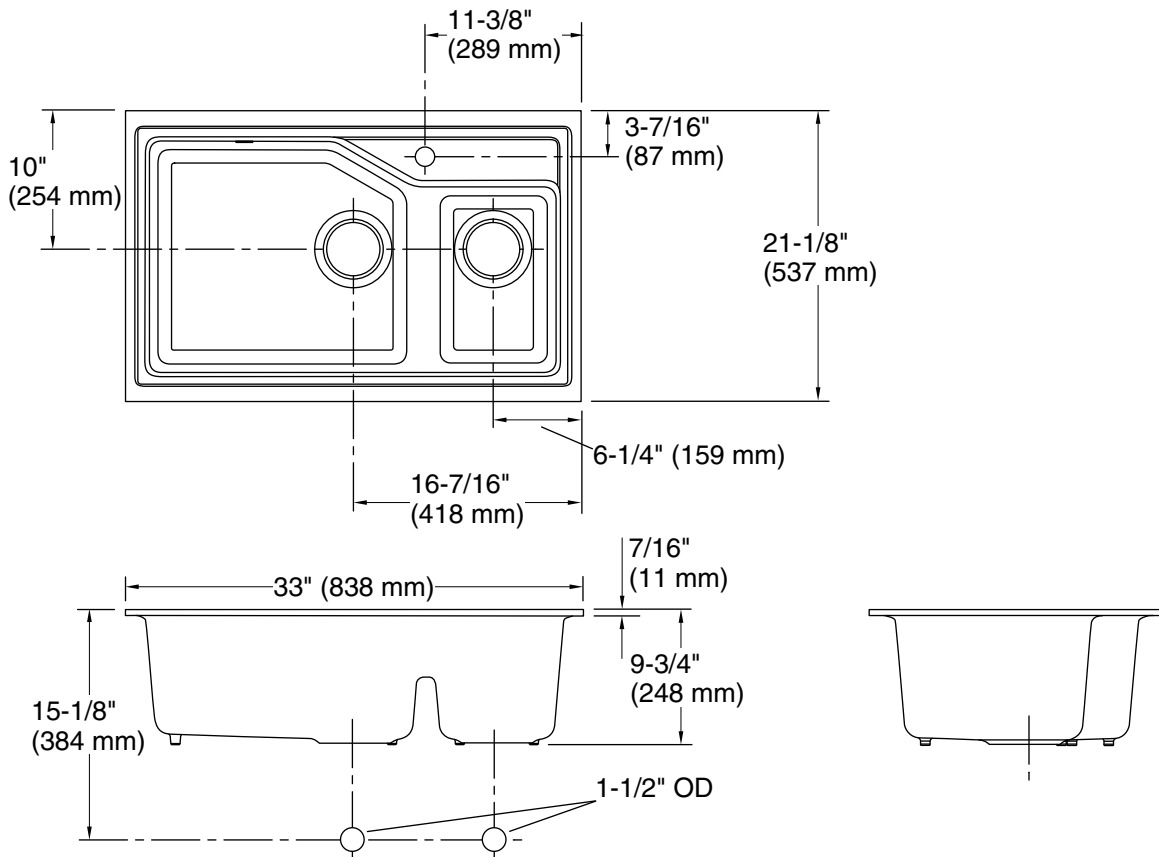
### KOHLER® Enameled Cast Iron Kitchen Sink Lifetime Limited Warranty

See website for detailed warranty information.

### Available Colors/Finishes

*Color tiles intended for reference only.*

| Color  | Code | Description   |
|--|------|---------------|
|  | 0    | White         |
|  | FF   | Sea Salt™     |
|  | 96   | Biscuit       |
|  | 47   | Almond        |
|  | FD   | Cane Sugar™   |
|  | NY   | Dune          |
|  | 95   | Ice™ Grey     |
|  | G9   | Sandbar       |
|  | 33   | Mexican Sand™ |
|  | K4   | Cashmere      |
|  | FT   | Basalt        |
|  | 58   | Thunder™ Grey |
|  | KA   | Black 'n Tan  |
|  | FP   | Caviar        |
|  | 7    | Black Black™  |



## Technical Information

All product dimensions are nominal.

|                          |  |
|--------------------------|--|
| Installation:            | Undermount   |
| Min. base cabinet width: | 36" (914 mm)   |
| Bowl area (Left):        | Length: 18-15/16" (481 mm)<br>Width: 16-3/4" (425 mm)<br>Bowl depth: 9" (229 mm)<br>Water depth: 9" (229 mm) |
| Bowl area (Right):       | Length: 8-11/16" (221 mm)<br>Width: 13-1/2" (343 mm)<br>Bowl depth: 9" (229 mm)<br>Water depth: 9" (229 mm)  |
| Number of deck holes:    | 1  |
| Faucet hole(s):          | 1-3/8" (35 mm)   |
| Drain hole:              | 3-7/8" (98 mm)   |
| Template:                | 1106715-7, required, included  |

## Notes

Install this product according to the installation instructions.

**NOTICE:** The countertop manufacturer or cutter must use the cut-out template provided with the product, or a current one provided by the Kohler Co. (Call 1-800-4-KOHLER.) Kohler Co. is not responsible for cut-out errors when the incorrect cut-out template is used.