



INSTRUCTIONS D'ASSEMBLAGE
ASSEMBLY INSTRUCTIONS

MONARCH
SPECIALTIES INC.

I 3237

TABLES GIGOGNES -
ENS. 2PCS / CAPPUCCINO / METAL OR

NESTING TABLE -
2PCS SET / CAPPUCCINO / GOLD METAL

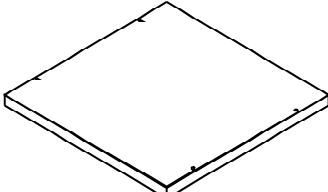
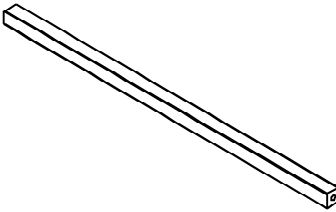
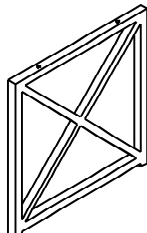
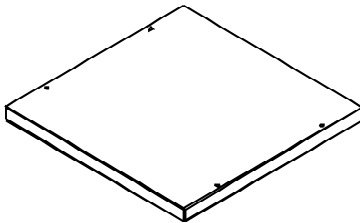
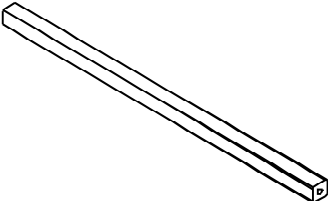


POUR DE L'ASSISTANCE OU POUR COMMANDER
DES PIÈCES CONTACTEZ NOTRE DÉPARTEMENT
DE SERVICE À LA CLIENTÈLE.

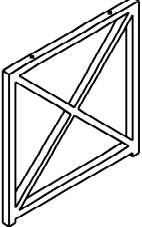
FOR ASSISTANCE OR TO ORDER PARTS
CONTACT OUR CUSTOMER SERVICE DEPARTMENT

WWW.MONARCHSERVICE.COM

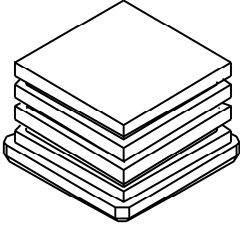


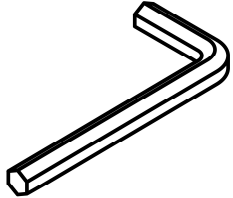
LISTE DES PIÈCES
PARTS LIST

PIÈCE / PART #	IMAGE	DESCRIPTION	QTY / QTÉ
1		TABLE TOP (LARGE) DESSUS DE TABLE (GRAND)	1
2		CROSSBAR (LONG) BARRE TRANSVERSALE (LONGUE)	1
3		LEG FOR LARGE TABLE PATTE POUR GRANDE TABLE	2
4		TABLE TOP (SMALL) DESSUS DE TABLE (PETIT)	1
5		CROSSBAR (SHORT) BARRE TRANSVERSALE (COURTE)	1

LISTE DES PIÈCES
PARTS LIST

PIÈCE / PART #	IMAGE	DESCRIPTION	QTY / QTÉ
6		LEG FOR SMALL TABLE PATTE POUR PETITE TABLE	2

LISTE DES PIÈCES DE MONTAGE
HARDWARE LIST

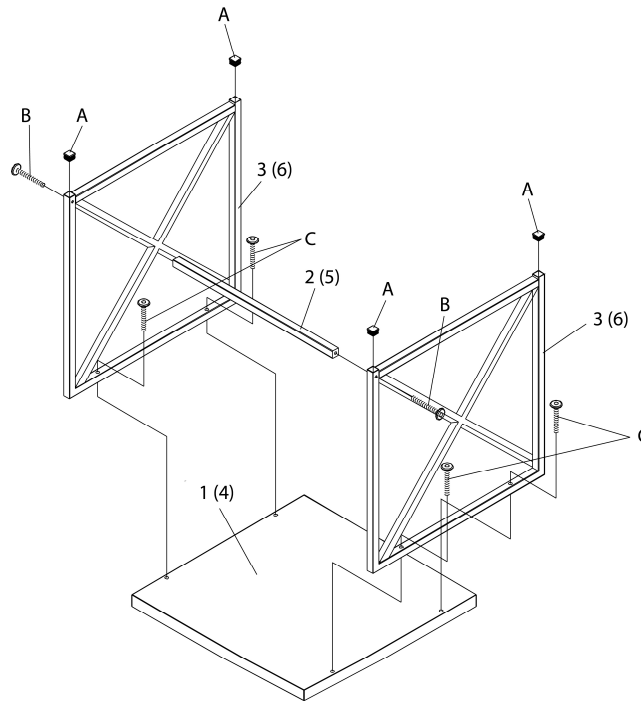
PIÈCE / PART #	IMAGE	DESCRIPTION	QTY / QTÉ
A		<p align="center">FLOOR PROTECTOR - 3/4" X 3/4"</p> <p align="center">PROTECTEUR DE PLANCHER - 3/4" X 3/4"</p>	8
B		<p align="center">ASSEMBLING BOLT - Ø1/4" X 1 1/2"</p> <p align="center">BOULON D'ASSEMBLAGE - Ø1/4" X 1 1/2"</p>	4
C		<p align="center">ASSEMBLING BOLT - Ø1/4" X 1 1/8"</p> <p align="center">BOULON D'ASSEMBLAGE - Ø1/4" X 1 1/8"</p>	8
D		<p align="center">HEX KEY</p> <p align="center">CLÉ HEXAGONALE</p>	1



OUTIL DE VÉRIFICATION DE DIMENSIONS DES PIÈCES
HARDWARE DIMENSIONS VERIFICATION TOOL



ÉTAPE / STEP 1



ÉTAPE / STEP 2

