

Features

- Fireclay.
- Pedestal or wall-mount.
- Rectangular basin with a contemporary design.
- With overflow.
- 8-inch centers.
- Coordinates with other products in the Rêve collection.
- 23-5/8" (600 mm) x 18-5/16" (465 mm) x 6-5/16" (160 mm)

Optional Accessories

- K-5031 Wall-mount Sink Shroud
- K-5032 Bathroom Sink Pedestal



Codes/Standards

ASME A112.19.2/CSA B45.1




KOHLER® One-Year Limited Warranty

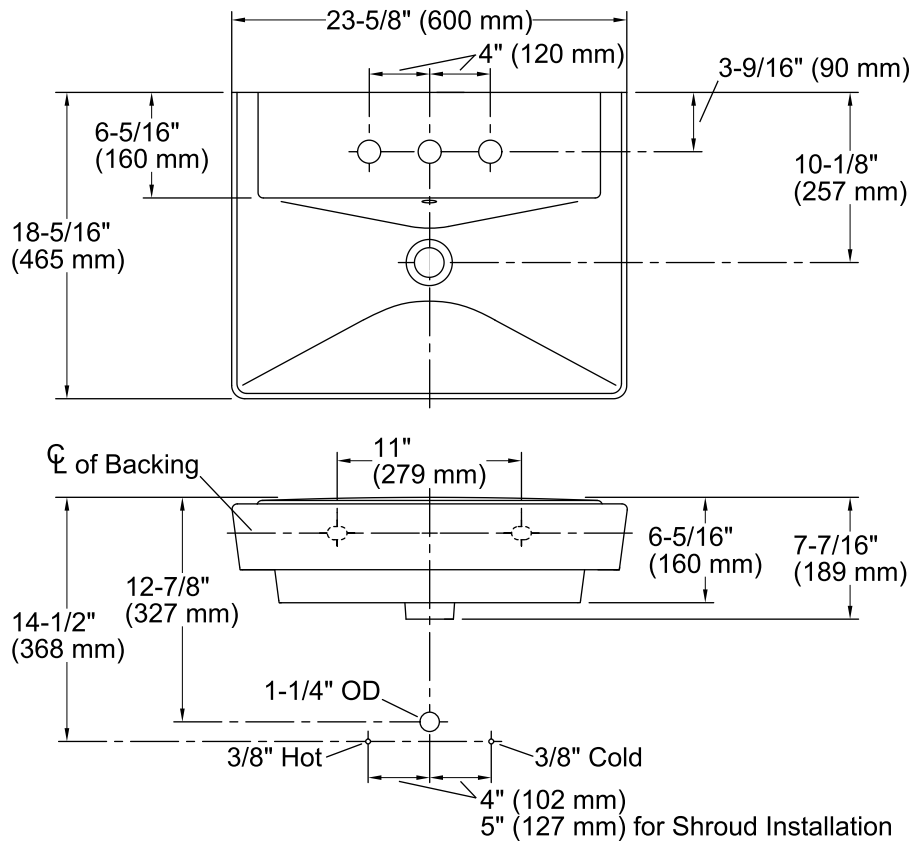
See website for detailed warranty information.

Available Color/Finishes

Color tiles intended for reference only.

Color	Code	Description
-------	------	-------------

	0	White
	96	Biscuit
	47	Almond



Technical Information

All product dimensions are nominal.

Bowl configuration:	Single
Installation:	Pedestal, Wall-mount
Bowl area (Only):	Length: 23-5/8" (600 mm) Width: 12" (305 mm) Water depth: 3" (76 mm)
Number of deck holes:	3
Faucet hole(s):	1-3/8" (35 mm)
Drain hole:	1-3/4" (44 mm)

Notes

Install this product according to the installation instructions.