



INSTRUCTIONS D'ASSEMBLAGE
ASSEMBLY INSTRUCTIONS

MONARCH
SPECIALTIES INC.

I 2013

PATERE -
73"H / TRADITIONNELLE BOIS MASSIF BLANC
ANTIQUE

COAT RACK -
73"H / ANTIQUE WHITE WOOD TRADITIONAL STYLE

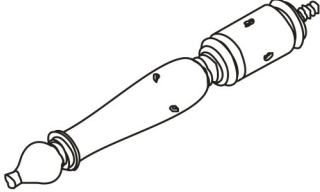

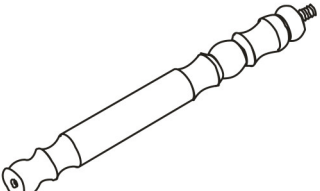




POUR DE L'ASSISTANCE OU POUR COMMANDER
DES PIÈCES CONTACTEZ NOTRE DÉPARTEMENT
DE SERVICE À LA CLIENTÈLE.


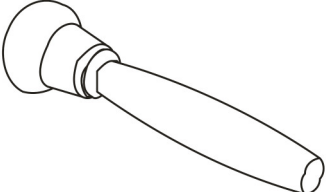
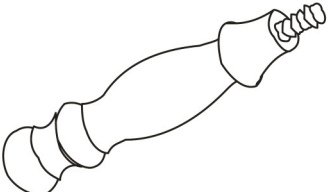
FOR ASSISTANCE OR TO ORDER PARTS
CONTACT OUR CUSTOMER SERVICE DEPARTMENT

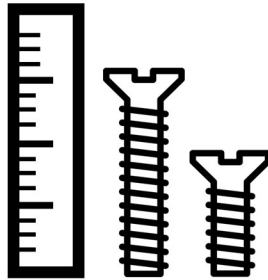
WWW.MONARCHSERVICE.COM

LISTE DES PIÈCES
PARTS LIST

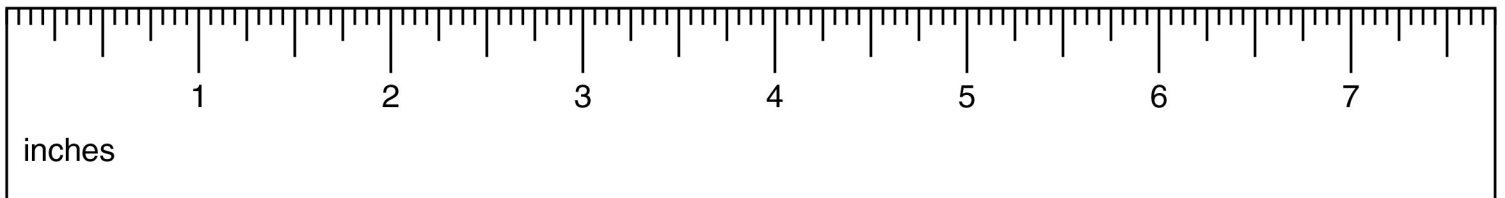
PIÈCE / PART #	IMAGE	DESCRIPTION	QTY / QTÉ
1		UPPER POST POTEAU SUPÉRIEUR	1
2		CENTER POST POTEAU DU CENTRE	1
3		BOTTOM POST POTEAU DU BAS	1
4		POST / LEG ATTACHMENT POTEAU / ATTACHE PATTE	1
5		LEG PATTE	4

LISTE DES PIÈCES
PARTS LIST

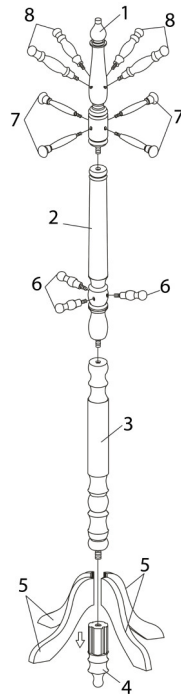
PIÈCE / PART #	IMAGE	DESCRIPTION	QTY / QTÉ
6		<p align="center">HOOK (SMALL) CROCHET (PETIT)</p>	3
7		<p align="center">HOOK (MEDIUM) CROCHET (MOYEN)</p>	4
8		<p align="center">HOOK (LARGE) CROCHET (GRAND)</p>	4



OUTIL DE VÉRIFICATION DE DIMENSIONS DES PIÈCES
HARDWARE DIMENSIONS VERIFICATION TOOL



ÉTAPE / STEP 1



ÉTAPE / STEP 2

