



**INSTRUCTIONS D'ASSEMBLAGE**  
**ASSEMBLY INSTRUCTIONS**

---

**M**ONARCH  
SPECIALTIES INC.

# I 3440

---

**TABLE DE SALON -**  
**44"L / METAL CHROME AVEC VERRE TREMPE**

**COFFEE TABLE -**  
**44"L / CHROME METAL WITH TEMPERED GLASS**

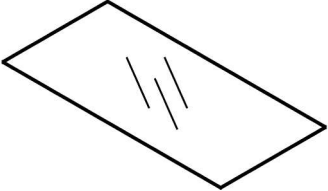
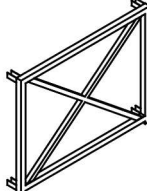




**POUR DE L'ASSISTANCE OU POUR COMMANDER  
DES PIÈCES CONTACTEZ NOTRE DÉPARTEMENT  
DE SERVICE À LA CLIENTÈLE.**


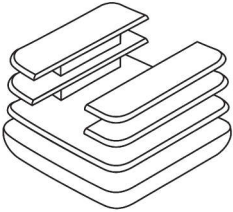
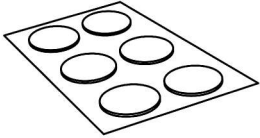
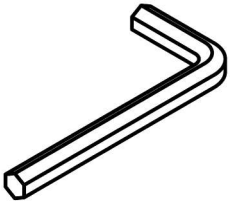
**FOR ASSISTANCE OR TO ORDER PARTS  
CONTACT OUR CUSTOMER SERVICE DEPARTMENT**

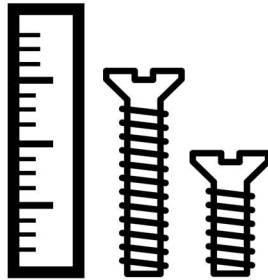
**WWW.MONARCHSERVICE.COM**

**LISTE DES PIÈCES**  
**PARTS LIST**

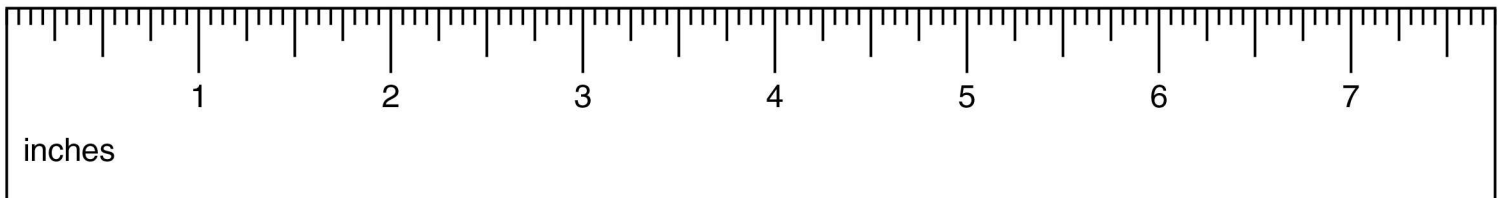
PIÈCE / PART #	IMAGE	DESCRIPTION	QTY / QTÉ
1		<p align="center"><b>GLASS TOP</b>  <b>SURFACE EN VERRE</b></p>	1
2		<p align="center"><b>METAL LEG</b>  <b>PATTE EN METAL</b></p>	2
3		<p align="center"><b>CROSSBAR</b>  <b>BARRE TRANSVERSALE</b></p>	2
4		<p align="center"><b>CROSSBAR</b>  <b>BARRE TRANSVERSALE</b></p>	2

**LISTE DES PIÈCES DE MONTAGE**  
**HARDWARE LIST**

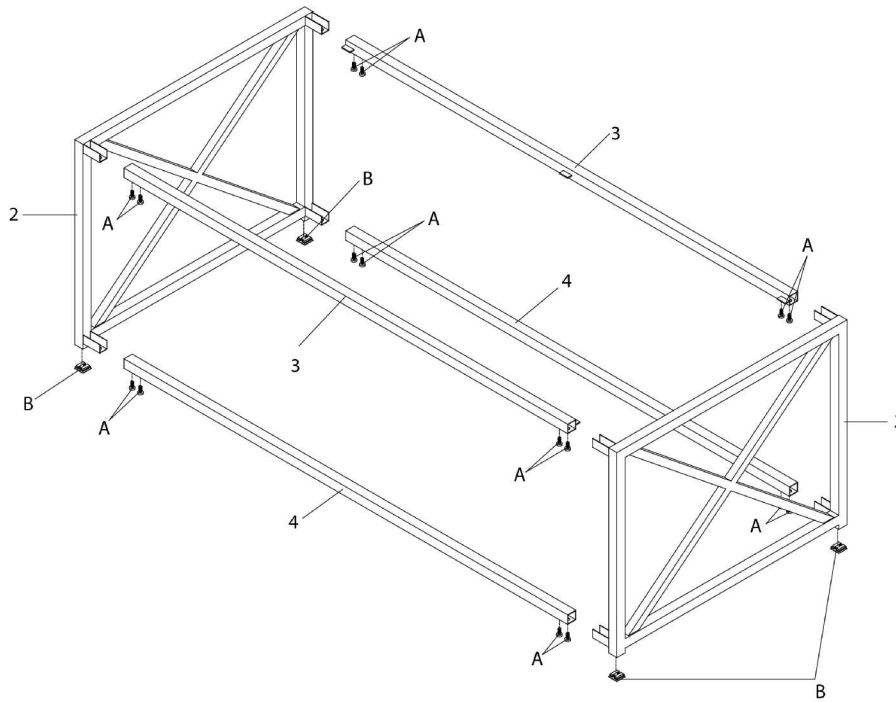
PIÈCE / PART #	IMAGE	DESCRIPTION	QTY / QTÉ
A		ASSEMBLING BOLT - Ø1/4" X 1/2" BOULON D'ASSEMBLAGE - Ø1/4" X 1/2"	16
B		FLOOR PROTECTOR - 3/4" X 3/4" PROTECTEUR DE PLANCHER - 3/4" X 3/4"	4
C		TRANSPARENT RUBBER - Ø3/8" CAOUTCHOUC TRANSPARENT - Ø3/8"	6
D		HEX KEY CLÉ HEXAGONALE	1



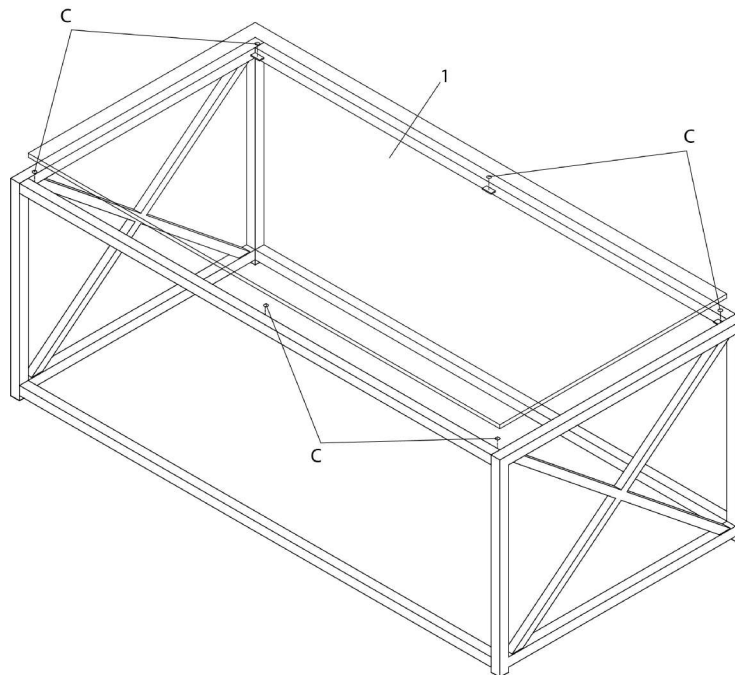
OUTIL DE VÉRIFICATION DE DIMENSIONS DES PIÈCES  
HARDWARE DIMENSIONS VERIFICATION TOOL



ÉTAPE / STEP 1



ÉTAPE / STEP 2



ÉTAPE / STEP 3

