



**INSTRUCTIONS D'ASSEMBLAGE**  
**ASSEMBLY INSTRUCTIONS**

---

**M**ONARCH  
SPECIALTIES INC.

# I 3054

---

**TABLE DE SALON -**  
**TAUPE FONCE / VERRE TREMPE**

**COFFEE TABLE -**  
**DARK TAUPE WITH TEMPERED GLASS**



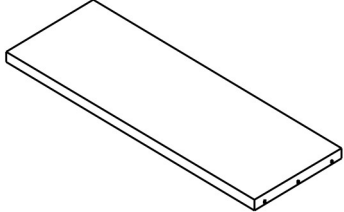


**POUR DE L'ASSISTANCE OU POUR COMMANDER  
DES PIÈCES CONTACTEZ NOTRE DÉPARTEMENT  
DE SERVICE À LA CLIENTÈLE.**

**FOR ASSISTANCE OR TO ORDER PARTS  
CONTACT OUR CUSTOMER SERVICE DEPARTMENT**

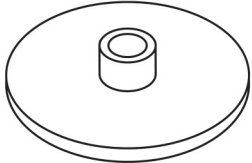

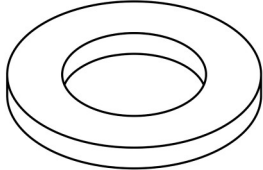
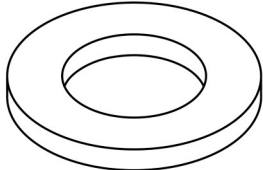
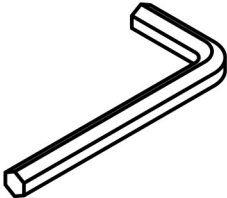
**[WWW.MONARCHSERVICE.COM](http://WWW.MONARCHSERVICE.COM)**

---

**LISTE DES PIÈCES**  
**PARTS LIST**

PIÈCE / PART #	IMAGE	DESCRIPTION	QTY / QTÉ
1		<p align="center">COFFEE TABLE TOP SURFACE TABLE À CAFE</p>	1
2		<p align="center">GLASS PANEL PANNEAU EN VERRE</p>	2
3		<p align="center">PLASTIC BAR BARRE DE PLASTIQUE</p>	2

**LISTE DES PIÈCES DE MONTAGE**  
**HARDWARE LIST**

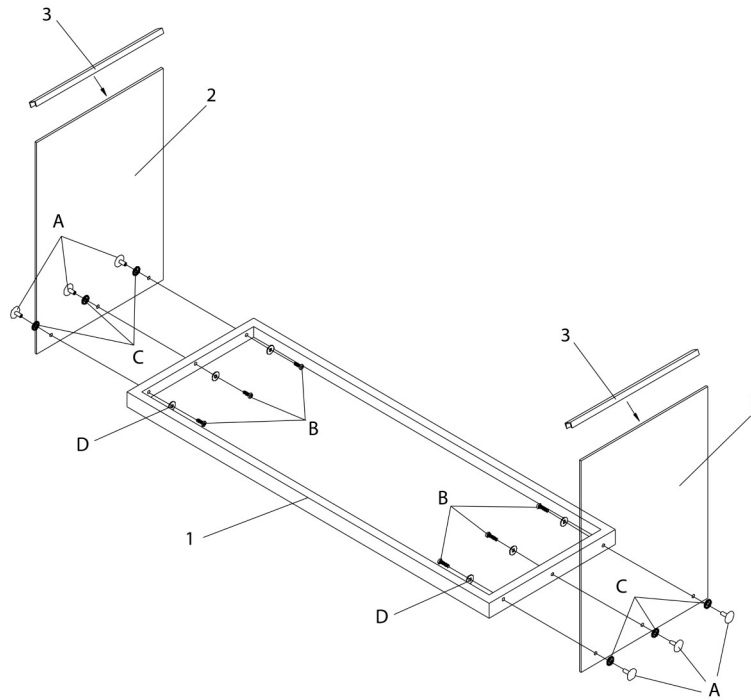
PIÈCE / PART #	IMAGE	DESCRIPTION	QTY / QTÉ
<b>A</b>		SCREW CAP - Ø1/4" X 1 3/8" CAPUCHON DE VIS - Ø1/4" X 1 3/8"	<b>6</b>
<b>B</b>		ASSEMBLING BOLT - Ø1/4" X 1 7/8" BOULON D'ASSEMBLAGE - Ø1/4" X 1 7/8"	<b>6</b>
<b>C</b>		PLASTIC WASHER - Ø3/8" RONDELLE DE PLASTIQUE - Ø3/8"	<b>6</b>
<b>D</b>		METAL WASHER - Ø1/4" RONDELLE DE MÉTAL - Ø1/4"	<b>6</b>
<b>E</b>		HEX KEY CLÉ HEXAGONALE	<b>1</b>



OUTIL DE VÉRIFICATION DE DIMENSIONS DES PIÈCES  
HARDWARE DIMENSIONS VERIFICATION TOOL



ÉTAPE / STEP 1



ÉTAPE / STEP 2

