



INSTRUCTIONS D'ASSEMBLAGE
ASSEMBLY INSTRUCTIONS

MONARCH
SPECIALTIES INC.

I 8125

CHAISE D'APPOINT -
TISSU BRUN / FLEURIE OR TRADITIONNEL

ACCENT CHAIR -
BROWN / GOLD FLORAL TRADITIONAL FABRIC

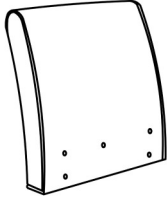
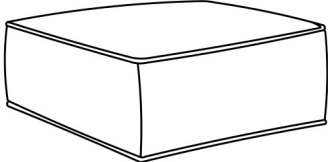




POUR DE L'ASSISTANCE OU POUR COMMANDER
DES PIÈCES CONTACTEZ NOTRE DÉPARTEMENT
DE SERVICE À LA CLIENTÈLE.

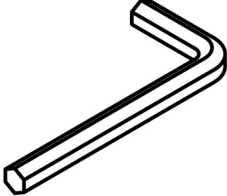


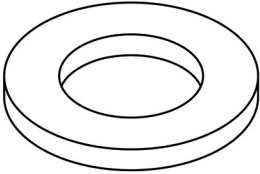

FOR ASSISTANCE OR TO ORDER PARTS
CONTACT OUR CUSTOMER SERVICE DEPARTMENT

WWW.MONARCHSERVICE.COM

LISTE DES PIÈCES
PARTS LIST

PIÈCE / PART #	IMAGE	DESCRIPTION	QTY / QTÉ
1		<p>BACK CUSHION COUSSIN DE DOSSIER</p>	1
2		<p>CHAIR SEAT CUSHION COUSSIN</p>	1
3		<p>FRONT LEG PATTE AVANT</p>	2
4		<p>LEG PATTE</p>	2

LISTE DES PIÈCES DE MONTAGE
HARDWARE LIST

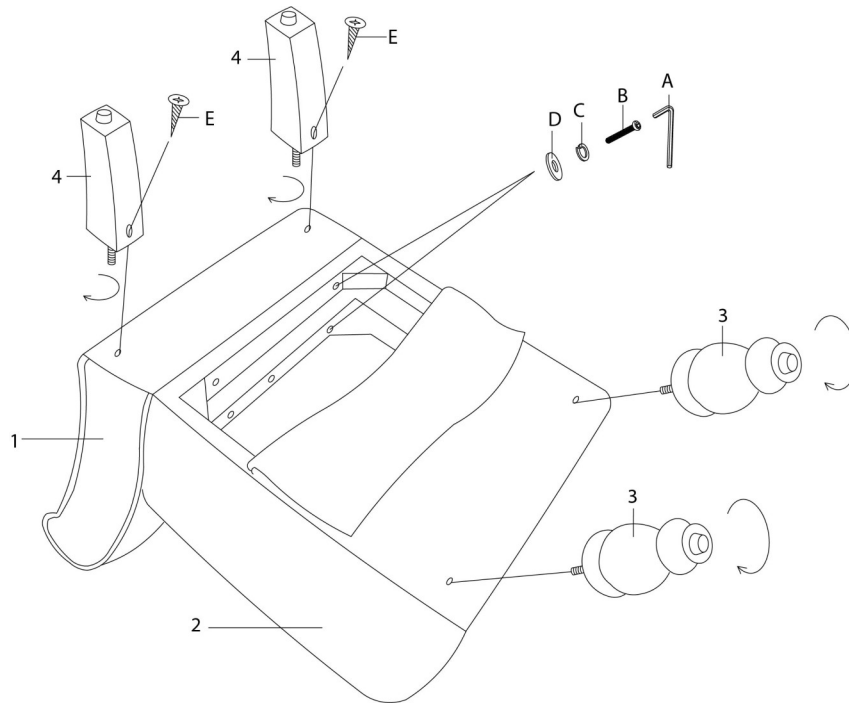
PIÈCE / PART #	IMAGE	DESCRIPTION	QTY / QTÉ
A		HEX KEY CLÉ HEXAGONALE	1
B		ASSEMBLING BOLT - Ø3/8" X 2 1/2" BOULON D'ASSEMBLAGE - Ø3/8" X 2 1/2"	5
C		LOCK WASHER - Ø3/8" ENTRETOISE DE MÉTAL - Ø3/8"	5
D		METAL WASHER - Ø3/8" RONDELLE DE MÉTAL - Ø3/8"	5
E		ASSEMBLING SCREW - Ø3/8" X 1 1/2" VIS D'ASSEMBLAGE - Ø3/8" X 1 1/2"	2



OUTIL DE VÉRIFICATION DE DIMENSIONS DES PIÈCES
HARDWARE DIMENSIONS VERIFICATION TOOL



ÉTAPE / STEP 1



ÉTAPE / STEP 2

