



**INSTRUCTIONS D'ASSEMBLAGE**  
**ASSEMBLY INSTRUCTIONS**

---

**M**ONARCH  
SPECIALTIES INC.

# I 2085

---

**TABLE D'APPOINT -**  
**24"H - TAUPE FONCE**

**ACCENT TABLE -**  
**24"H / DARK TAUPE**

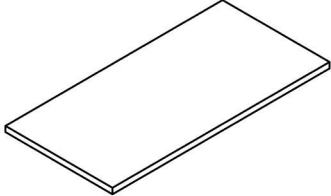
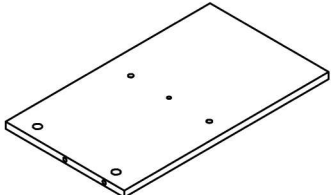
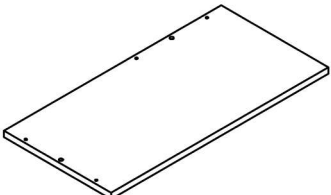
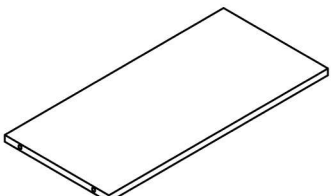
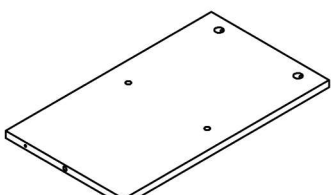


**POUR DE L'ASSISTANCE OU POUR COMMANDER  
DES PIÈCES CONTACTEZ NOTRE DÉPARTEMENT  
DE SERVICE À LA CLIENTÈLE.**

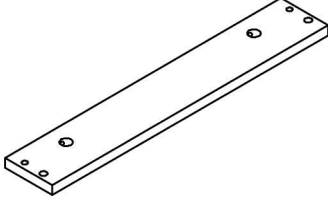
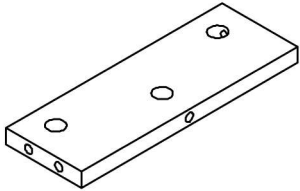
**FOR ASSISTANCE OR TO ORDER PARTS  
CONTACT OUR CUSTOMER SERVICE DEPARTMENT**

**WWW.MONARCHSERVICE.COM**

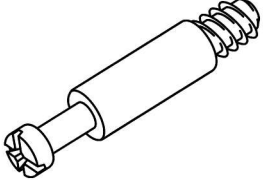
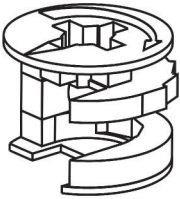
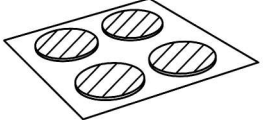
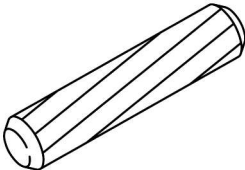

**LISTE DES PIÈCES**  
**PARTS LIST**

| PIÈCE / PART # | IMAGE   | DESCRIPTION  | QTY / QTÉ |
|----------------|---|--|-----------|
| 1              |    | TOP PANEL<br>PANNEAU DE SURFACE                        | 1         |
| 2              |    | FRONT FACING LEFT SIDE PANEL<br>PANNEAU DE CÔTÉ GAUCHE | 1         |
| 3              |  | BOTTOM PANEL<br>PANNEAU DU BAS                         | 1         |
| 4              |  | SHELF PANEL<br>PANNEAU DE TABLETTE                     | 1         |
| 5              |  | BACK PANEL<br>PANNEAU ARRIÈRE                          | 1         |

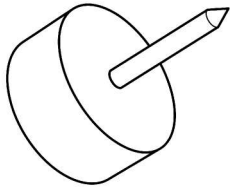

**LISTE DES PIÈCES**  
**PARTS LIST**

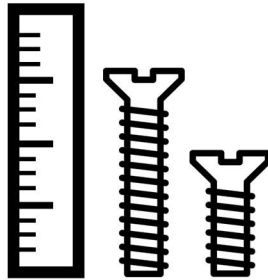
| PIÈCE / PART # | IMAGE   | DESCRIPTION                    | QTY / QTÉ |
|----------------|---|--------------------------------|-----------|
| 6              |  | CROSSBAR<br>BARRE TRANSVERSALE | 2         |
| 7              |  | CROSSBAR<br>BARRE TRANSVERSALE | 2         |

**LISTE DES PIÈCES DE MONTAGE**  
**HARDWARE LIST**

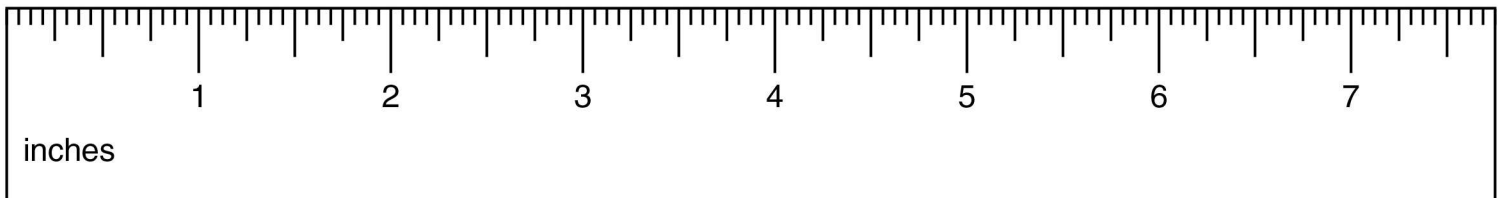
| PIÈCE / PART # | IMAGE   | DESCRIPTION  | QTY / QTÉ |
|----------------|---|--|-----------|
| A              |    | CAM LOCK SCREW -<br>1 1/8"<br>VIS CAM LOCK -<br>1 1/8"                       | 18        |
| B              |    | CAM LOCK CONNECTOR -<br>Ø5/8"<br>ÉCROU CAM LOCK -<br>Ø5/8"                   | 18        |
| C              |  | FINISHING STICKER -<br>Ø7/8"<br>COLLANT DE FINITION -<br>Ø7/8"               | 4         |
| D              |  | WOOD DOWEL -<br>Ø3/8" X 1"<br>GOUJON DE BOIS -<br>Ø3/8" X 1"                 | 12        |
| E              |  | ASSEMBLING SCREW -<br>Ø1/8" X 1 1/8"<br>VIS D'ASSEMBLAGE -<br>Ø1/8" X 1 1/8" | 4         |

**LISTE DES PIÈCES DE MONTAGE**  
**HARDWARE LIST**

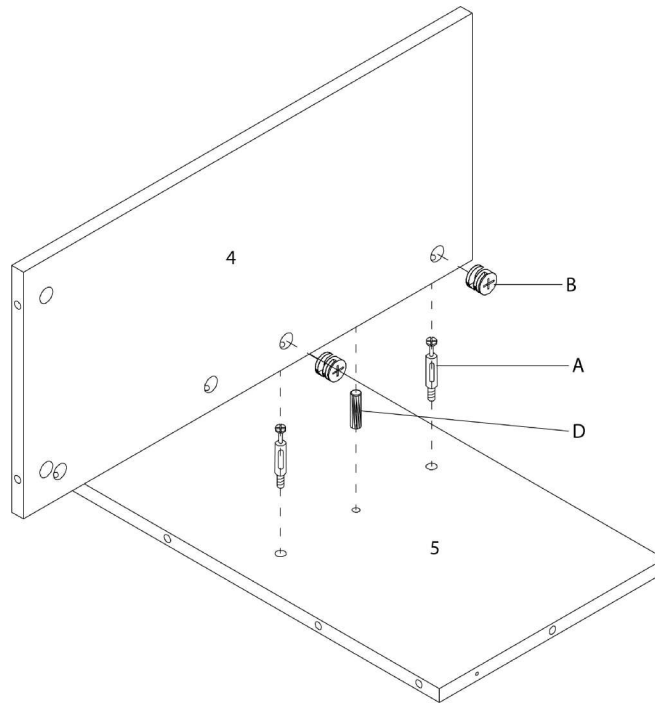
| PIÈCE / PART # | IMAGE   | DESCRIPTION   | QTY / QTÉ |
|----------------|---|---|-----------|
| F              |  | <p align="center">FLOOR PROTECTOR -<br/> Ø5/8"<br/> PROTECTEUR DE PLANCHER -<br/> Ø5/8"</p> | 4         |
| G              |  | <p align="center">GLUE -<br/> 10G<br/> COLLE -<br/> 10G</p>                                 | 1         |



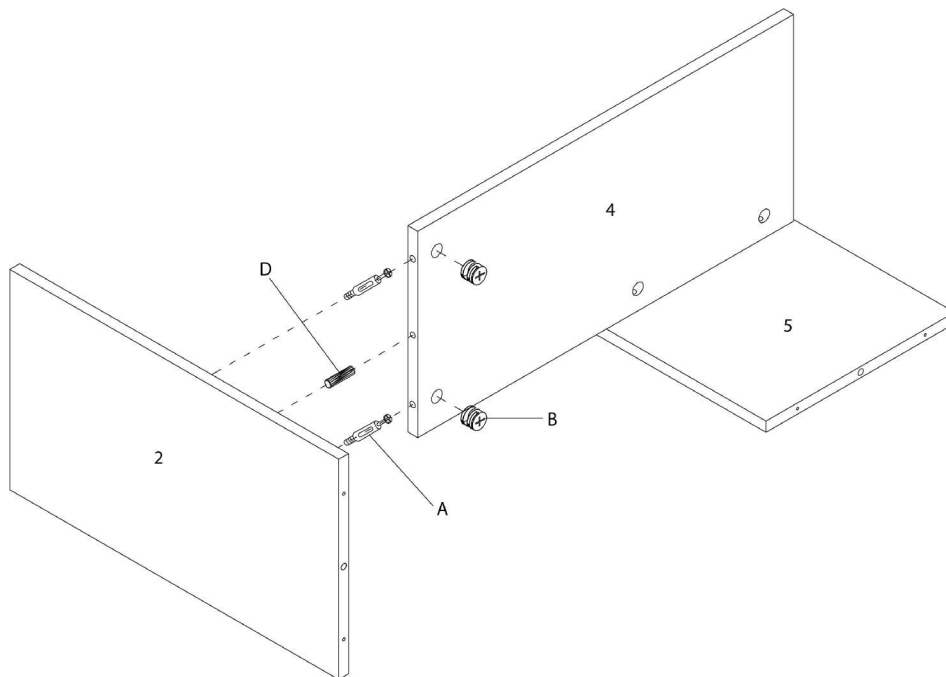
OUTIL DE VÉRIFICATION DE DIMENSIONS DES PIÈCES  
HARDWARE DIMENSIONS VERIFICATION TOOL



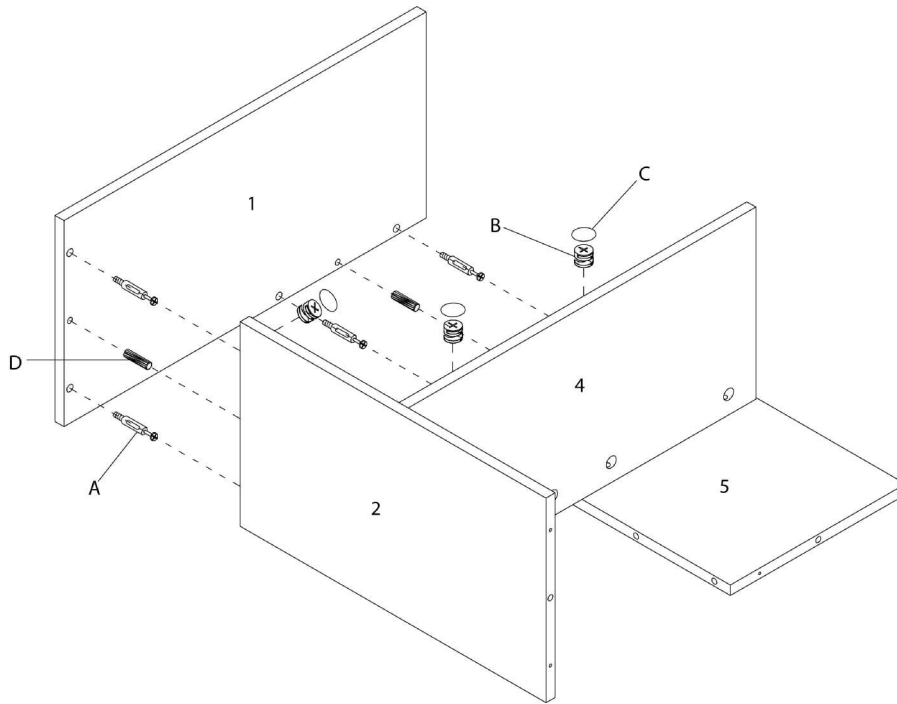
ÉTAPE / STEP 1



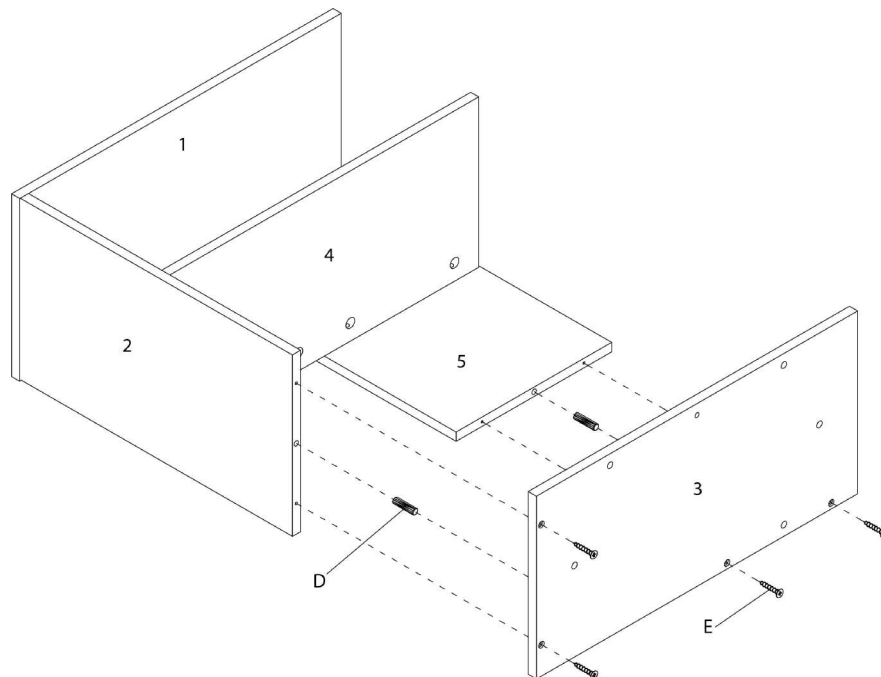
ÉTAPE / STEP 2



ÉTAPE / STEP 3

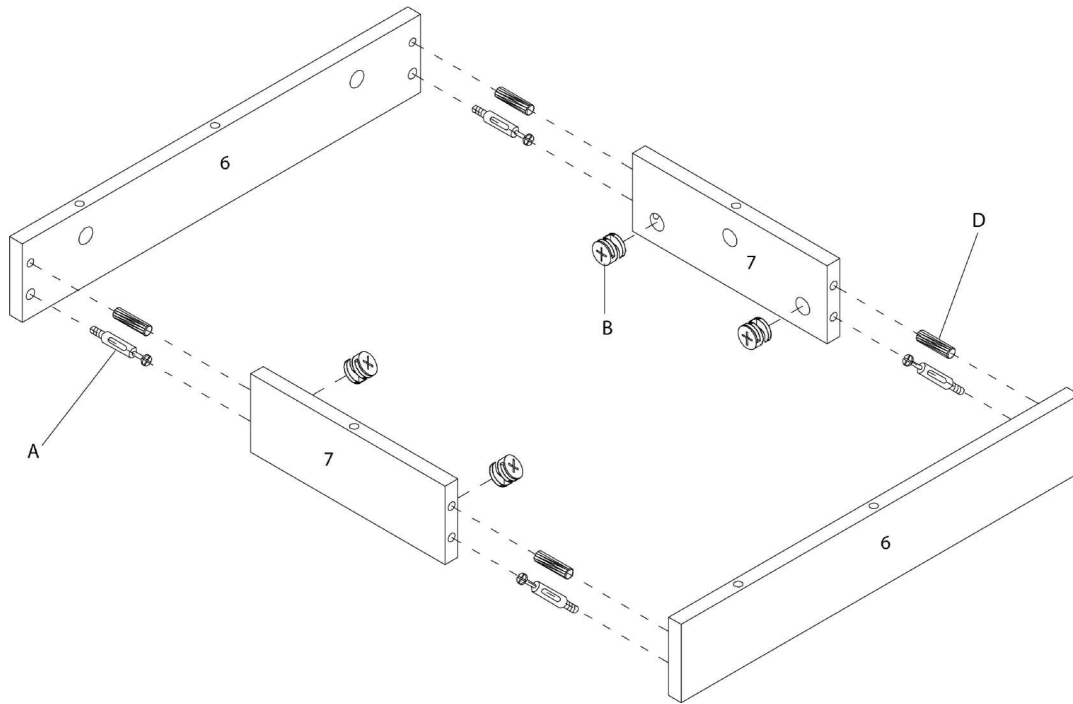


ÉTAPE / STEP 4

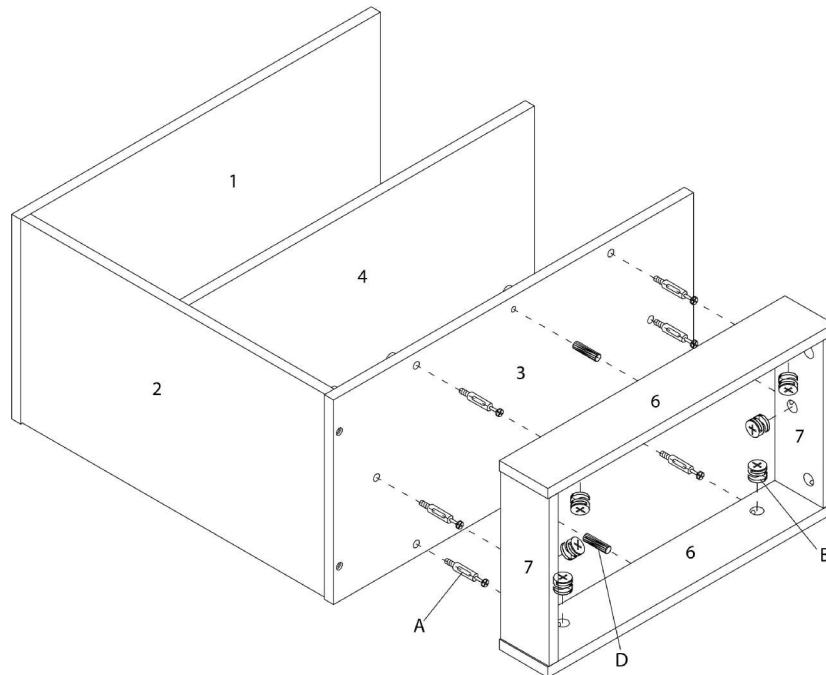




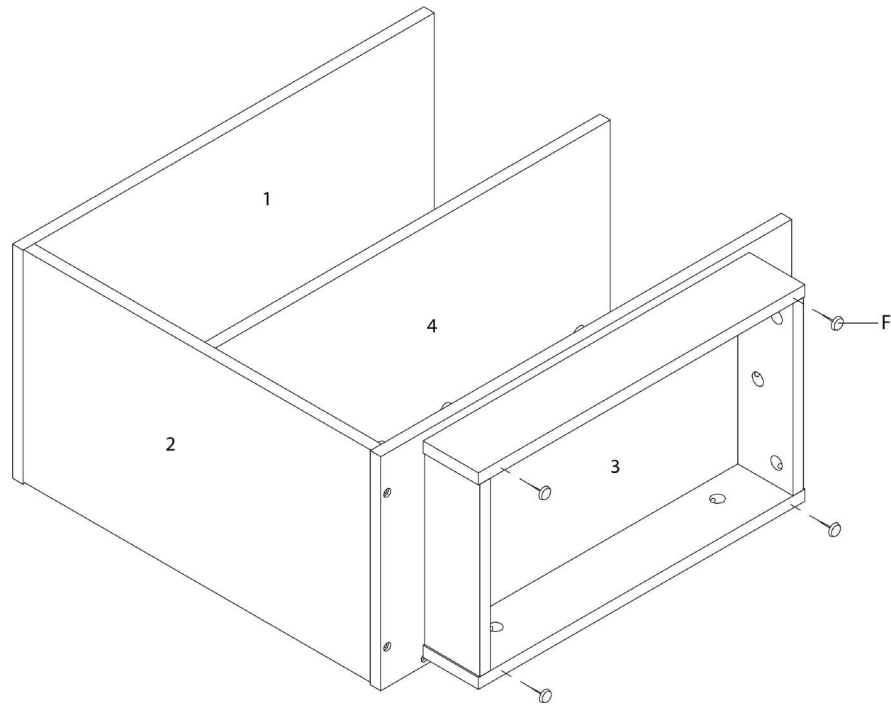
ÉTAPE / STEP 5



ÉTAPE / STEP 6



ÉTAPE / STEP 7



ÉTAPE / STEP 8

