



**INSTRUCTIONS D'ASSEMBLAGE**  
**ASSEMBLY INSTRUCTIONS**

---

**M**ONARCH  
SPECIALTIES INC.

# I 2473

---

**TABLE D'APPOINT -**  
**24" H / NOIR**

**ACCENT TABLE -**  
**24" H / BLACK**



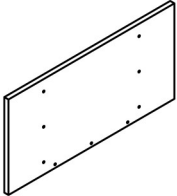
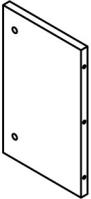
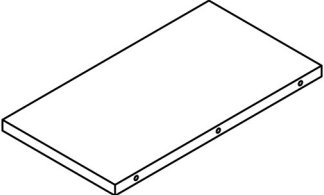
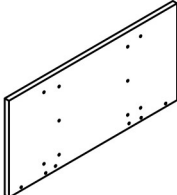
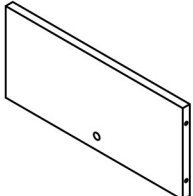
**POUR DE L'ASSISTANCE OU POUR COMMANDER  
DES PIÈCES CONTACTEZ NOTRE DÉPARTEMENT  
DE SERVICE À LA CLIENTÈLE.**

**FOR ASSISTANCE OR TO ORDER PARTS  
CONTACT OUR CUSTOMER SERVICE DEPARTMENT**

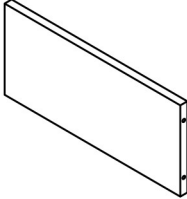
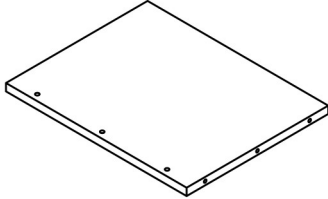
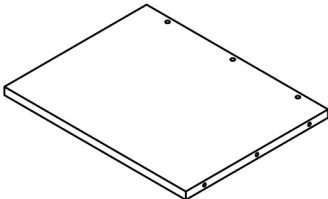
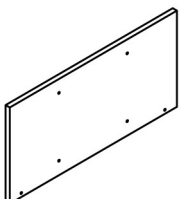
**[WWW.MONARCHSERVICE.COM](http://WWW.MONARCHSERVICE.COM)**

---

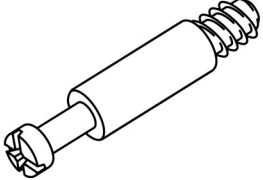
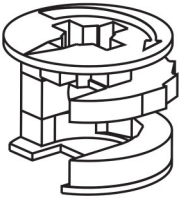
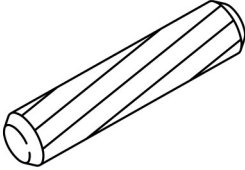
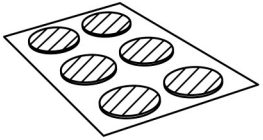

**LISTE DES PIÈCES**  
**PARTS LIST**

| PIÈCE / PART # | IMAGE   | DESCRIPTION                          | QTY / QTÉ |
|----------------|---|--------------------------------------|-----------|
| 1              |    | TABLE TOP<br>SURFACE DE TABLE        | 1         |
| 2              |    | DIVIDER PANEL<br>PANNEAU DE DIVISION | 2         |
| 3              |  | BACK PANEL<br>PANNEAU ARRIÈRE        | 1         |
| 4              |  | SHELF<br>ÉTAGÈRE                     | 1         |
| 5              |  | BACK PANEL<br>PANNEAU ARRIÈRE        | 1         |

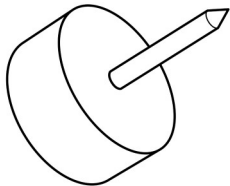
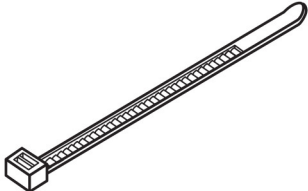
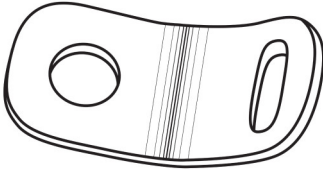

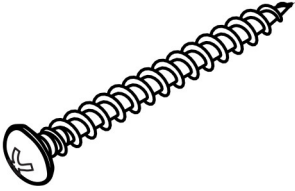
**LISTE DES PIÈCES**  
**PARTS LIST**

| PIÈCE / PART # | IMAGE   | DESCRIPTION   | QTY / QTÉ |
|----------------|---|---|-----------|
| 6              |    | <p align="center"><b>BACK PANEL</b><br/><b>PANNEAU ARRIÈRE</b></p>        | 1         |
| 7              |    | <p align="center"><b>DIVIDER PANEL</b><br/><b>PANNEAU DE DIVISION</b></p> | 1         |
| 8              |  | <p align="center"><b>DIVIDER PANEL</b><br/><b>PANNEAU DE DIVISION</b></p> | 1         |
| 9              |  | <p align="center"><b>BOTTOM PANEL</b><br/><b>PANNEAU DU BAS</b></p>       | 1         |

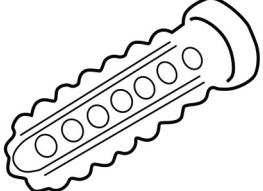

**LISTE DES PIÈCES DE MONTAGE**  
**HARDWARE LIST**

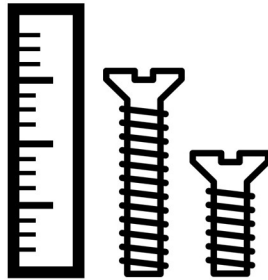
| PIÈCE / PART # | IMAGE   | DESCRIPTION  | QTY / QTÉ |
|----------------|---|--|-----------|
| <b>A</b>       |    | CAM LOCK SCREW -<br>1 1/8"<br>VIS CAM LOCK -<br>1 1/8"                       | <b>14</b> |
| <b>B</b>       |    | CAM LOCK CONNECTOR -<br>Ø1/2"<br>ÉCROU CAM LOCK -<br>Ø1/2"                   | <b>14</b> |
| <b>C</b>       |  | WOOD DOWEL -<br>Ø3/8" X 1"<br>GOUJON DE BOIS -<br>Ø3/8" X 1"                 | <b>18</b> |
| <b>D</b>       |  | FINISHING STICKER -<br>Ø3/4"<br>COLLANT DE FINITION -<br>Ø3/4"               | <b>14</b> |
| <b>E</b>       |  | ASSEMBLING SCREW -<br>Ø1/8" X 1 1/8"<br>VIS D'ASSEMBLAGE -<br>Ø1/8" X 1 1/8" | <b>12</b> |

**LISTE DES PIÈCES DE MONTAGE**  
**HARDWARE LIST**

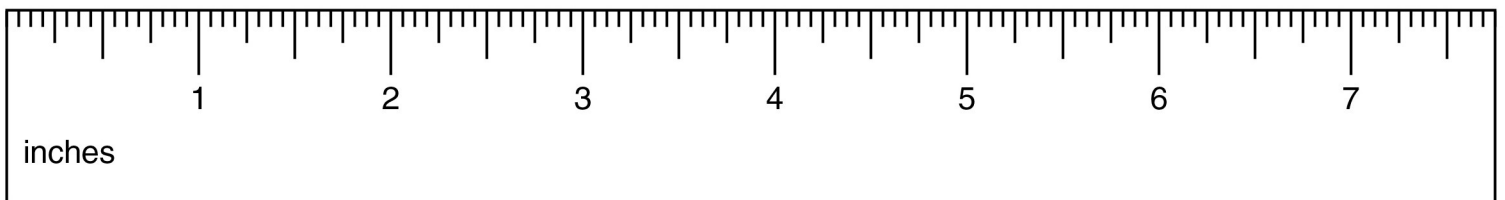
| PIÈCE / PART # | IMAGE   | DESCRIPTION  | QTY / QTÉ |
|----------------|---|--|-----------|
| F              |    | FLOOR PROTECTOR -<br>Ø5/8"<br>PROTECTEUR DE PLANCHER -<br>Ø5/8"              | 4         |
| G              |    | ZIP TIE -<br>7 3/4" X 1/8"<br>ATTACHE AUTOBLOQUANTE -<br>7 3/4" X 1/8"       | 1         |
| H              |  | METAL BRACKET -<br>1/2" X 1/2"<br>SUPPORT DE MÉTAL -<br>1/2" X 1/2"          | 2         |
| I              |  | ASSEMBLING SCREW -<br>Ø1/8" X 1"<br>VIS D'ASSEMBLAGE -<br>Ø1/8" X 1"         | 1         |
| J              |  | ASSEMBLING SCREW -<br>Ø1/8" X 1 1/2"<br>VIS D'ASSEMBLAGE -<br>Ø1/8" X 1 1/2" | 1         |

**LISTE DES PIÈCES DE MONTAGE**  
**HARDWARE LIST**

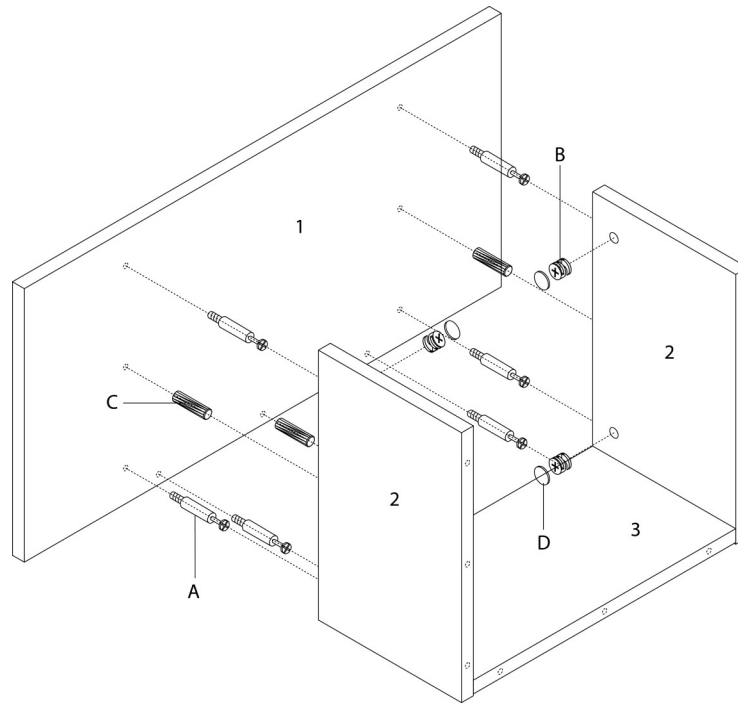
| PIÈCE / PART # | IMAGE   | DESCRIPTION   | QTY / QTÉ |
|----------------|---|---|-----------|
| K              |  | ANCHOR -<br>3/8" X 1 1/2"<br><br>ANCRE -<br>3/8" X 1 1/2" | 1         |
| L              |  | GLUE<br><br>COLLE   | 1         |



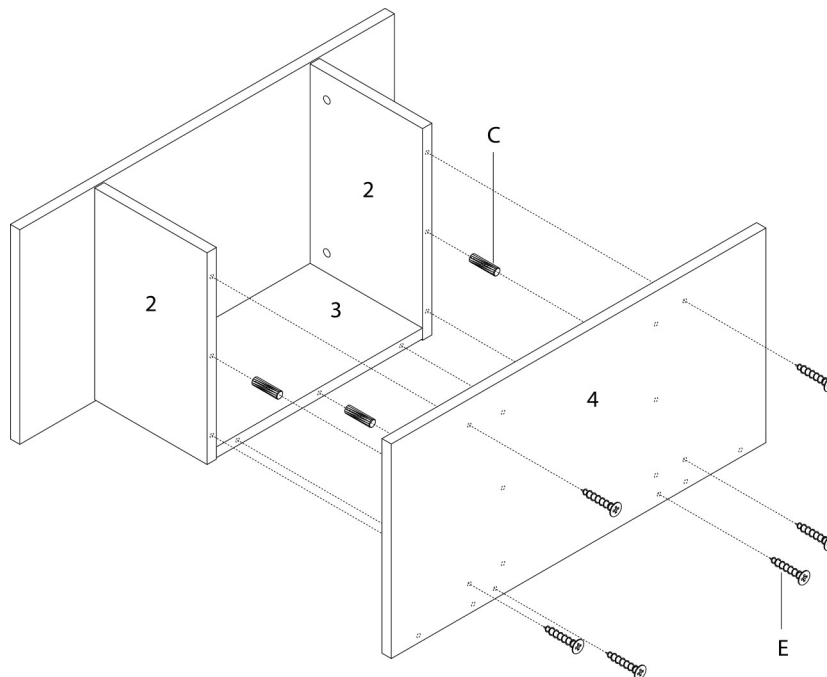
OUTIL DE VÉRIFICATION DE DIMENSIONS DES PIÈCES  
HARDWARE DIMENSIONS VERIFICATION TOOL



ÉTAPE / STEP 1

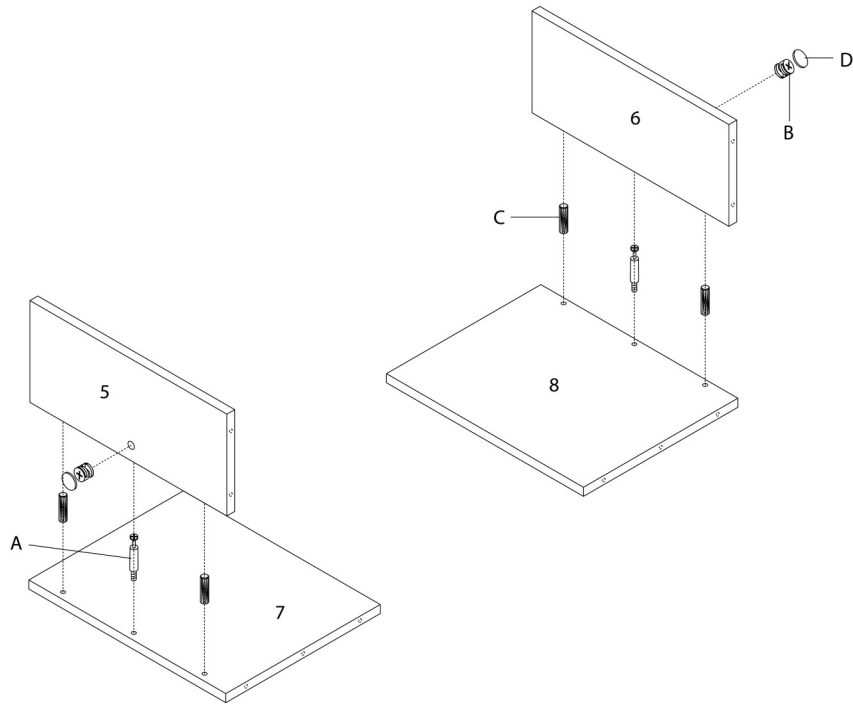


ÉTAPE / STEP 2

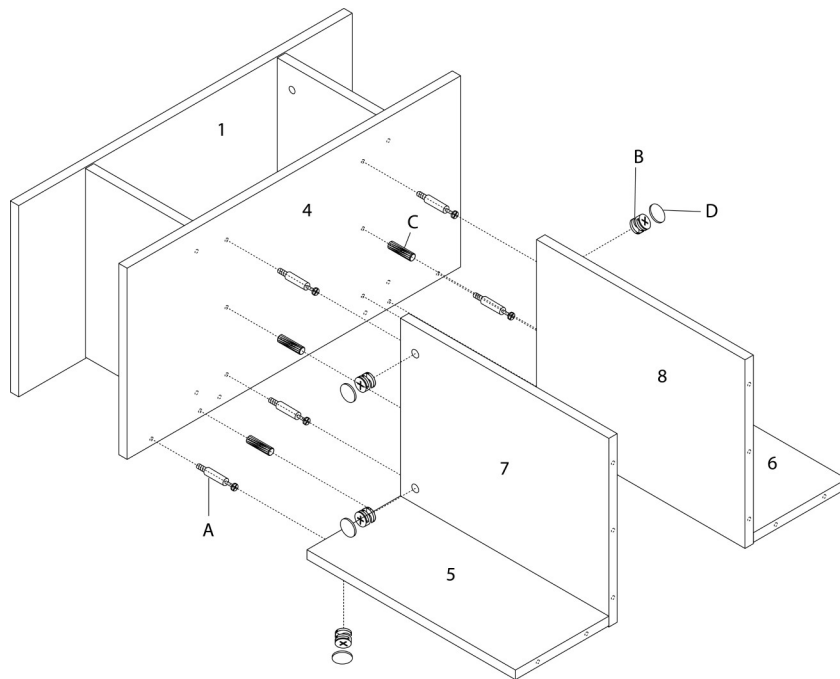




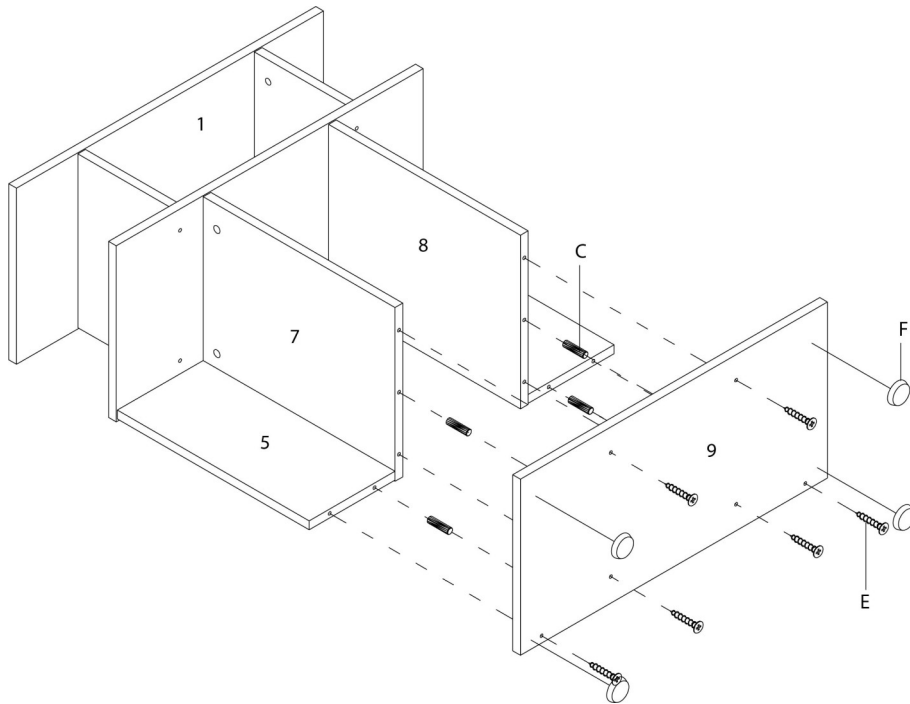
ÉTAPE / STEP 3



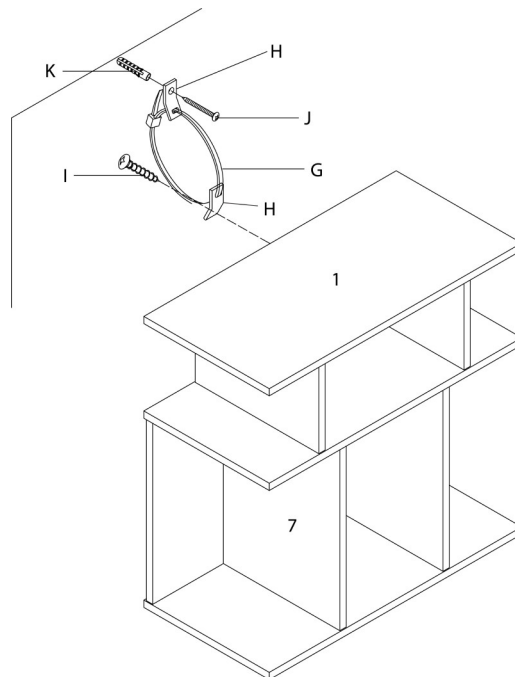
ÉTAPE / STEP 4



ÉTAPE / STEP 5



ÉTAPE / STEP 6



ÉTAPE / STEP 7

