



INSTRUCTIONS D'ASSEMBLAGE
ASSEMBLY INSTRUCTIONS

MONARCH
SPECIALTIES INC.

I 3184

TABLE D'APPOINT -
BLANC LUSTRE ET METAL CHROME

ACCENT TABLE -
GLOSSY WHITE WITH CHROME METAL

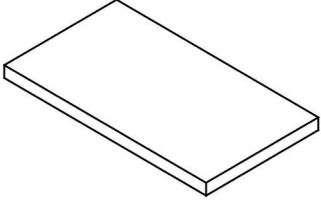
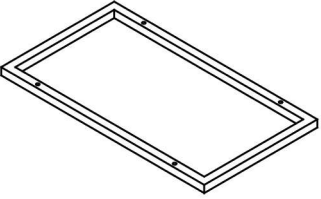
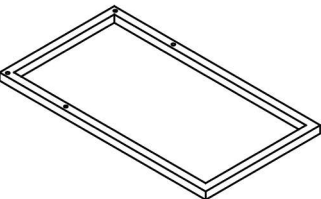




**POUR DE L'ASSISTANCE OU POUR COMMANDER
DES PIÈCES CONTACTEZ NOTRE DÉPARTEMENT
DE SERVICE À LA CLIENTÈLE.**

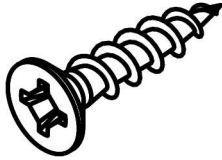


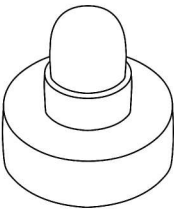
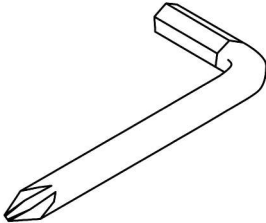
**FOR ASSISTANCE OR TO ORDER PARTS
CONTACT OUR CUSTOMER SERVICE DEPARTMENT**

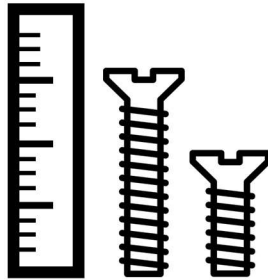
WWW.MONARCHSERVICE.COM

LISTE DES PIÈCES
PARTS LIST

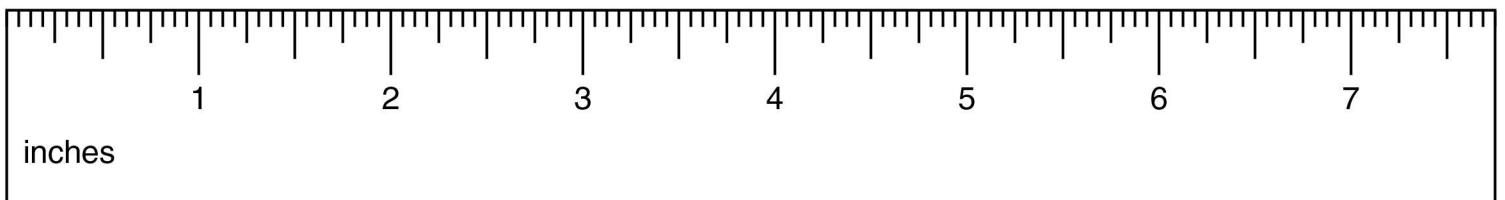
PIÈCE / PART #	IMAGE	DESCRIPTION	QTY / QTÉ
1		TABLE TOP SURFACE DE TABLE	1
2		TOP FRAME CADRE DE SURFACE	1
3		BOTTOM FRAME CADRE DU BAS	1
4		FRONT FACING LEFT LEG PATTE AVANT GAUCHE	1
5		FRONT FACING RIGHT LEG PATTE AVANT DROITE	1

LISTE DES PIÈCES DE MONTAGE
HARDWARE LIST

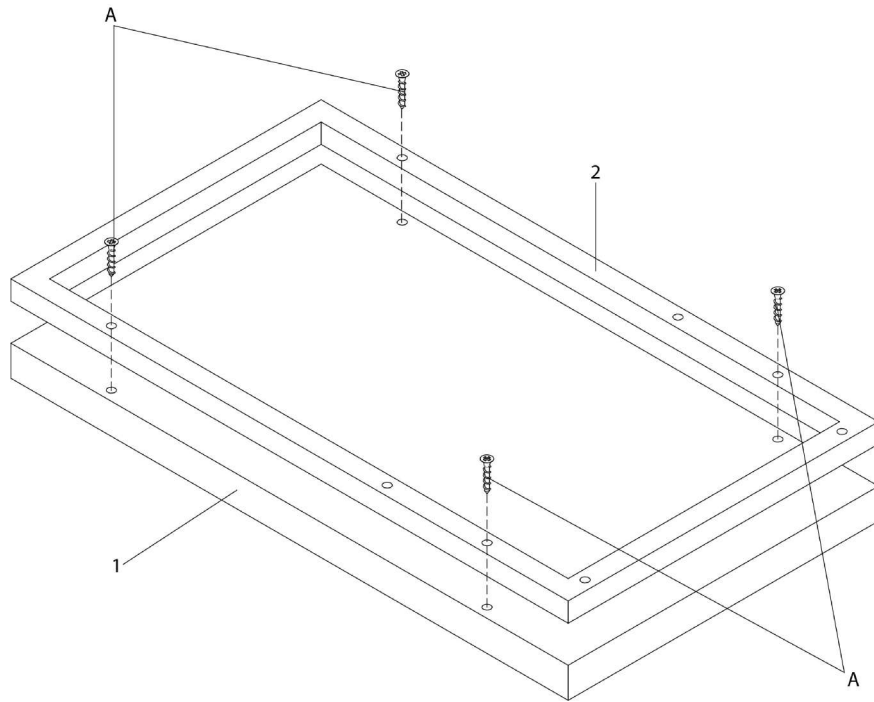
PIÈCE / PART #	IMAGE	DESCRIPTION	QTY / QTÉ
A		ASSEMBLING SCREW - $\text{Ø}3/8'' \times 1\ 1/4''$ VIS D'ASSEMBLAGE - $\text{Ø}3/8'' \times 1\ 1/4''$	4
B		ASSEMBLING BOLT - $\text{Ø}1/4'' \times 7/8''$ BOULON D'ASSEMBLAGE - $\text{Ø}1/4'' \times 7/8''$	4
C		ASSEMBLING BOLT - $\text{Ø}1/8'' \times 1/2''$ BOULON D'ASSEMBLAGE - $\text{Ø}1/8'' \times 1/2''$	4
D		FLOOR PROTECTOR - $\text{Ø}1/4''$ PROTECTEUR DE PLANCHER - $\text{Ø}1/4''$	4
E		HEX KEY CLÉ HEXAGONALE	1



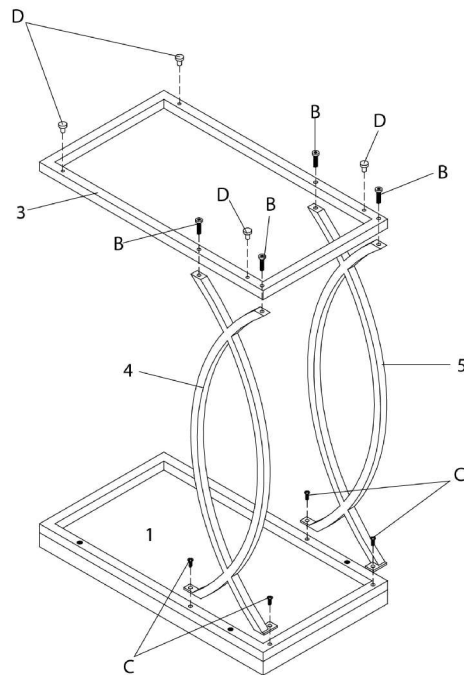
OUTIL DE VÉRIFICATION DE DIMENSIONS DES PIÈCES
HARDWARE DIMENSIONS VERIFICATION TOOL



ÉTAPE / STEP 1



ÉTAPE / STEP 2



ÉTAPE / STEP 3

