



INSTRUCTIONS D'ASSEMBLAGE
ASSEMBLY INSTRUCTIONS

MONARCH
SPECIALTIES INC.

I 3317

TABLE D'APPOINT -
METAL NOIR MAT AVEC VERRE TREMPE

ACCENT TABLE -
MATTE BLACK METAL WITH TEMPERED GLASS





**POUR DE L'ASSISTANCE OU POUR COMMANDER
DES PIÈCES CONTACTEZ NOTRE DÉPARTEMENT
DE SERVICE À LA CLIENTÈLE.**

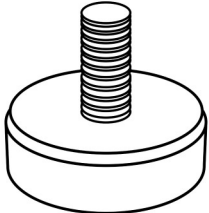
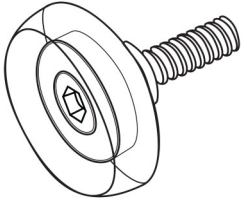
**FOR ASSISTANCE OR TO ORDER PARTS
CONTACT OUR CUSTOMER SERVICE DEPARTMENT**

WWW.MONARCHSERVICE.COM

LISTE DES PIÈCES
PARTS LIST

| PIÈCE / PART # | IMAGE | DESCRIPTION | QTY / QTÉ |
|----------------|---|-------------------------------|-----------|
| 1 |  | FRAME CADRE | 1 |
| 2 |  | GLASS TOP SURFACE EN VERRE | 1 |

LISTE DES PIÈCES DE MONTAGE
HARDWARE LIST

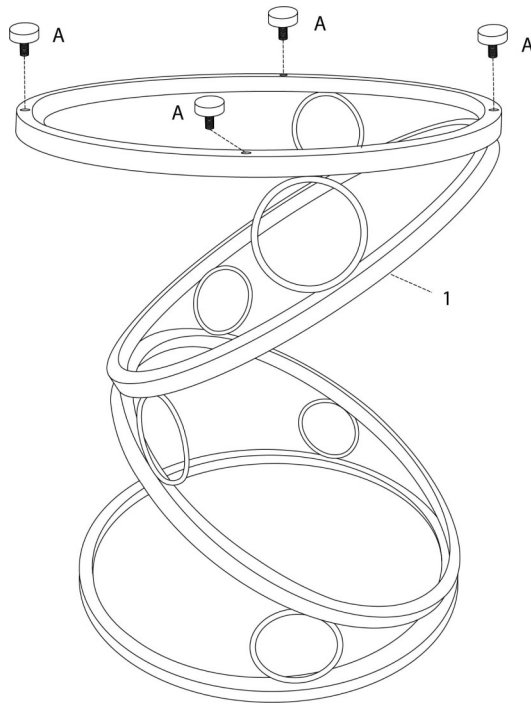
| PIÈCE / PART # | IMAGE | DESCRIPTION | QTY / QTÉ |
|----------------|---|--|-----------|
| A |  | <p align="center">ADJUSTABLE LEG - Ø1/4" X 5/8"</p> <p align="center">PATTE AJUSTABLE - Ø1/4" X 5/8"</p> | 4 |
| B |  | <p align="center">CLEAR BUMPER - Ø1/4" X 5/8"</p> <p align="center">COUSSINET TRANSPARENT - Ø1/4" X 5/8"</p> | 4 |



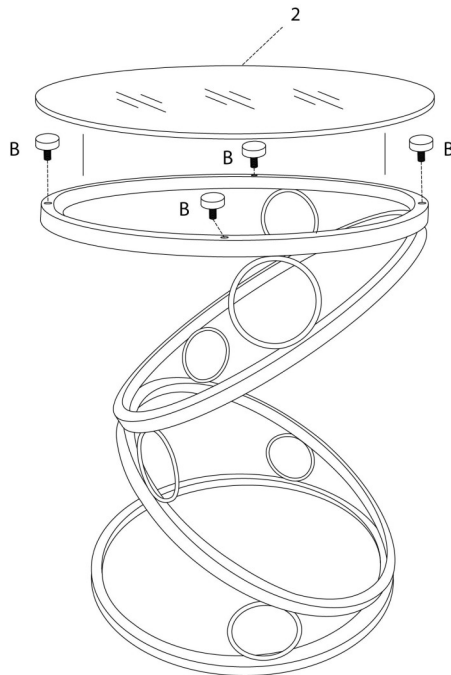
OUTIL DE VÉRIFICATION DE DIMENSIONS DES PIÈCES
HARDWARE DIMENSIONS VERIFICATION TOOL



ÉTAPE / STEP 1



ÉTAPE / STEP 2



ÉTAPE / STEP 3

