



**INSTRUCTIONS D'ASSEMBLAGE**  
**ASSEMBLY INSTRUCTIONS**

---

**M**ONARCH  
SPECIALTIES INC.

# I 3205

---

**TABLES GIGOGNES -**  
**ENS. 2PCS / NATUREL / METAL CHROME**

**NESTING TABLE -**  
**2PCS SET / NATURAL WITH CHROME METAL**



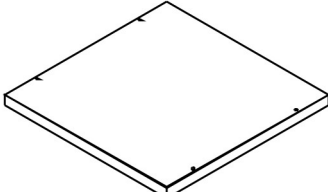
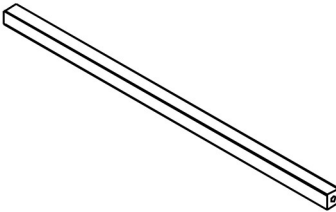
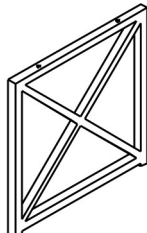
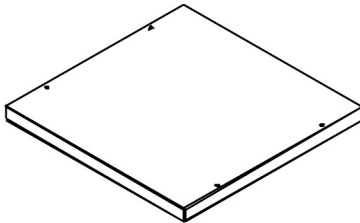
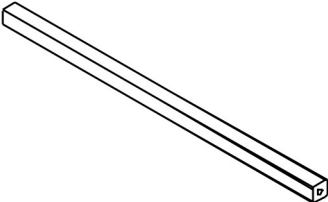
**POUR DE L'ASSISTANCE OU POUR COMMANDER  
DES PIÈCES CONTACTEZ NOTRE DÉPARTEMENT  
DE SERVICE À LA CLIENTÈLE.**

**FOR ASSISTANCE OR TO ORDER PARTS  
CONTACT OUR CUSTOMER SERVICE DEPARTMENT**

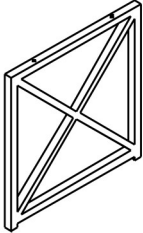
**[WWW.MONARCHSERVICE.COM](http://WWW.MONARCHSERVICE.COM)**

---

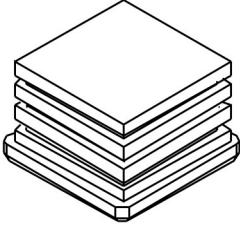


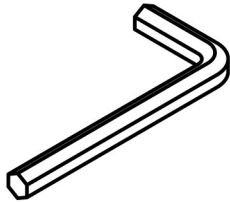
**LISTE DES PIÈCES**  
**PARTS LIST**

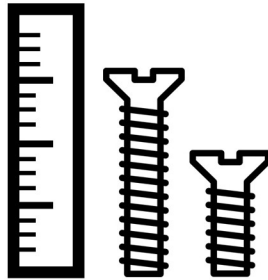
PIÈCE / PART #	IMAGE	DESCRIPTION	QTY / QTÉ
1		TABLE TOP (LARGE) DESSUS DE TABLE (GRAND)	1
2		CROSSBAR (LONG) BARRE TRANSVERSALE (LONGUE)	1
3		LEG FOR LARGE TABLE PATTE POUR GRANDE TABLE	2
4		TABLE TOP (SMALL) DESSUS DE TABLE (PETIT)	1
5		CROSSBAR (SHORT) BARRE TRANSVERSALE (COURTE)	1

**LISTE DES PIÈCES**  
**PARTS LIST**

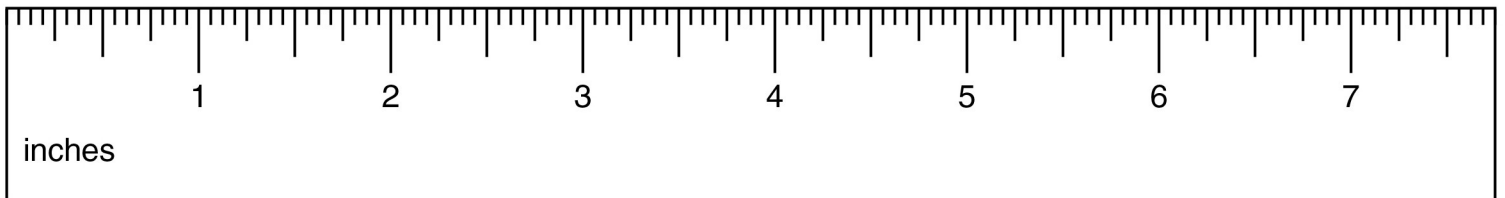
PIÈCE / PART #	IMAGE	DESCRIPTION	QTY / QTÉ
6		LEG FOR SMALL TABLE PATTE POUR PETITE TABLE	2

**LISTE DES PIÈCES DE MONTAGE**  
**HARDWARE LIST**

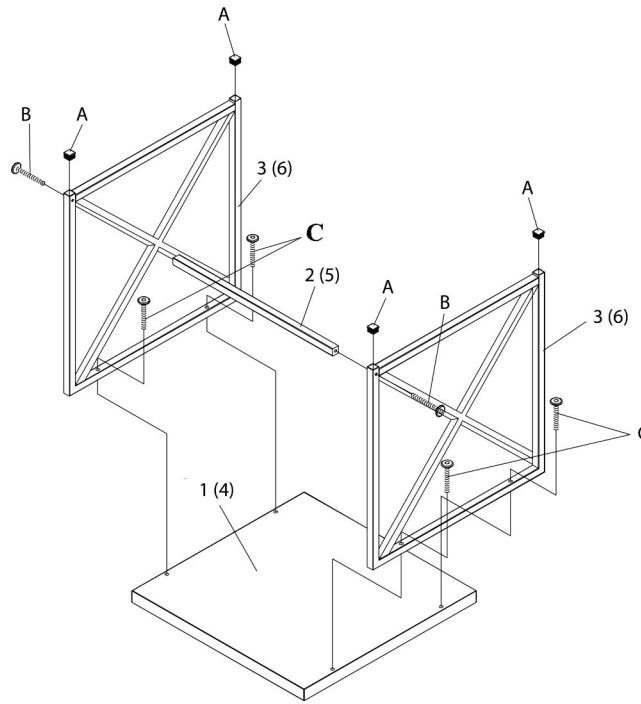
PIÈCE / PART #	IMAGE	DESCRIPTION	QTY / QTÉ
A		<p align="center">FLOOR PROTECTOR - 3/4" X 3/4"</p> <p align="center">PROTECTEUR DE PLANCHER - 3/4" X 3/4"</p>	8
B		<p align="center">ASSEMBLING BOLT - Ø1/4" X 1 1/2"</p> <p align="center">BOULON D'ASSEMBLAGE - Ø1/4" X 1 1/2"</p>	4
C		<p align="center">ASSEMBLING BOLT - Ø1/4" X 1 1/8"</p> <p align="center">BOULON D'ASSEMBLAGE - Ø1/4" X 1 1/8"</p>	8
D		<p align="center">HEX KEY</p> <p align="center">CLÉ HEXAGONALE</p>	1



OUTIL DE VÉRIFICATION DE DIMENSIONS DES PIÈCES  
HARDWARE DIMENSIONS VERIFICATION TOOL



ÉTAPE / STEP 1



ÉTAPE / STEP 2

