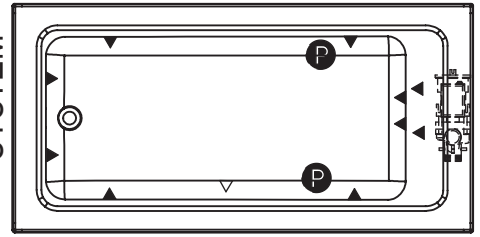
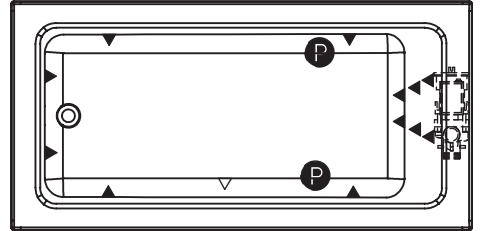


	DROP IN 2"	DROP IN 3/8"	ALCOVE
X	72"	71 7/8"	71 1/2"
Y	35 3/4"	35 5/8"	35 3/8"

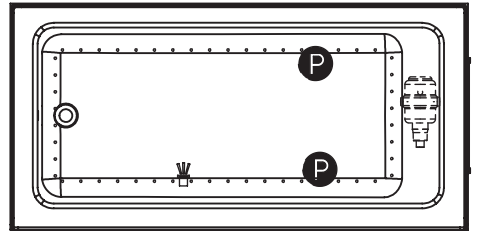
MICROJETS SYSTEM



HYDROSENS with BACKMAX SYSTEM

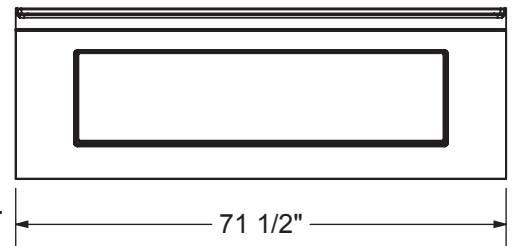


AIR SYSTEM



- ( P ) : Indicates optional grab bar positioning
- ( ▲ ) : Indicates whirlpool jets positioning
- ( △ ) : Indicates suction positioning
- ( ● ) : Indicates airjets positioning
- ( ☼ ) : Indicates chromatherapy light positioning

APRON (alcove version only)



Wood support design may vary.

Integrated tiling flange: 1" height X 1/4" thickness (not shown)  
Tiling flange position is determined by chosen configuration.

All dimensions are approximate.

Structure measurement must be verified against the unit to ensure proper fit.

Technical drawing is universal for all 7236 configurations.  
External dimension (X,Y) vary depending on configuration (see chart)