



Features

- Bask® heated surface creates spa-like relaxation with soothing warmth on your back and neck.
- Three heat settings allow you to customize the surface temperature.
- 122 airjets release thousands of bubbles that surround, support, and massage the body.
- Variable-speed blower lets you adjust massage intensity to 18 levels.
- Zones of Control feature allows you to target massage to back, midsection, or feet.
- Lighted keypad.
- Immediate and manual purge cycles remove residual water from air channels after use.
- Molded lumbar support offers extra comfort while bathing.
- Coordinates with other products in the Bancroft collection.

Material

- Acrylic

Hydrotherapy

- BubbleMassage

Installation

- Drop-in

Recommended Accessories

- K-1491 Bath/Whirlpool Pillow
- K-1601 Bath/Whirlpool Footstop
- K-1705 Whirlpool/BubbleMassage™ Remote Control
- K-7161-AF Bath Drain
- K-9498 3" Keypad Trim
- K-24916 Wireless Music Kit
- K-37382 45" Rough-in Cable Bath Drain



Codes/Standards

ASME A112.19.7/CSA B45.10
 CSA B45.5/IAPMO Z124
 ASTM E162
 ASTM E662
 UL 1795
 Greenguard UL 2818 - Gold






**KOHLER® Plastic Baths and Receptors
 Lifetime Limited Warranty
 KOHLER® Hydrotherapy Components
 Five-Year Limited Warranty**

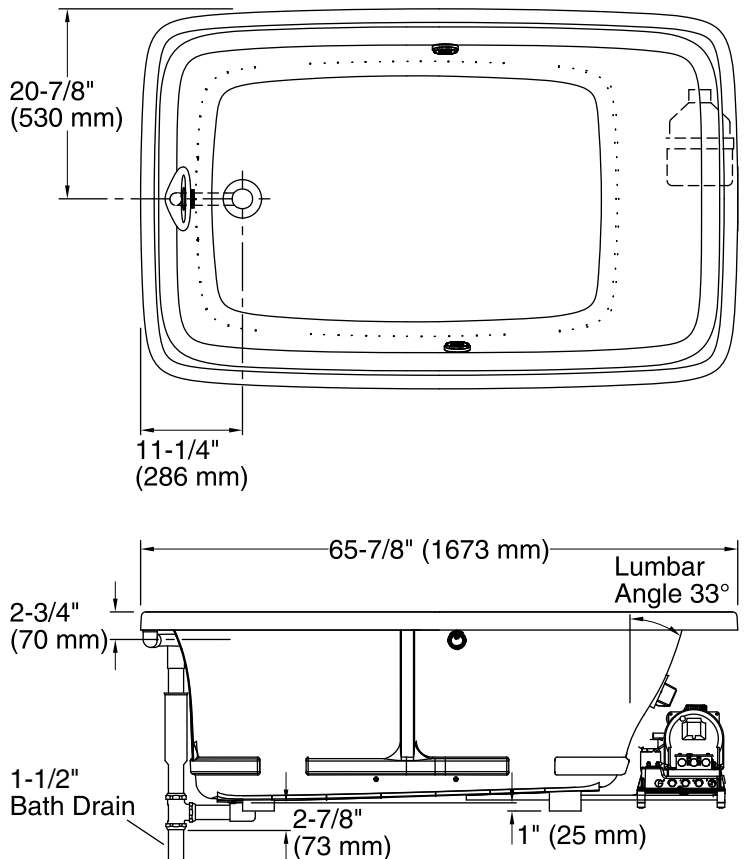
See website for detailed warranty information.

Available Color/Finishes

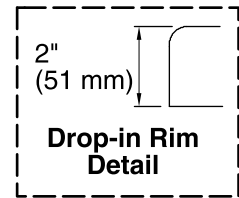
Color tiles intended for reference only.

Color Code Description

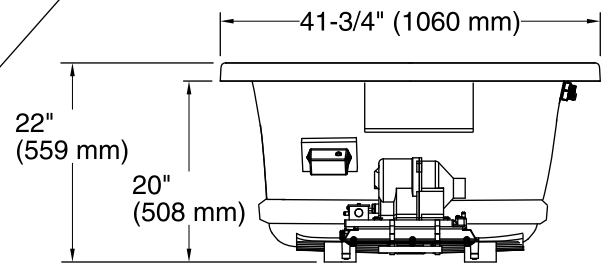
	0	White
	96	Biscuit
	47	Almond
	NY	Dune
	G9	Sandbar



No change in measurements if connected with drain illustrated. (K-7161-AF)



Blower/Control Access
 30" (762 mm) W x
 15" (381 mm) H Min



Required Electrical Service

One dedicated circuit required, protected with Class A Ground-Fault Circuit-Interrupter (GFCI) or Residual Current Device (RCD).

Blower, Heated 240 V, 15 A, 50/60 Hz
 Surface:

Technical Information

All product dimensions are nominal.

Installation:	Drop-in
Drain location:	End
Basin area, bottom:	46" x 30" (1168 mm x 762 mm)
Basin area, top:	57" x 34" (1448 mm x 864 mm)
Weight:	136 lbs (61.7 kg)
Minimum floor load:	50 lbs/ft ² (244.1 kg/m ²)
Water depth:	16" (406 mm)
Water capacity:	95 gal (359.6 L)
Template:	1043292-7, required, included
Electrical component rating:	Blower: 240 V, 5 A, 50/60 Hz Heated Surface: 240 V, 5 A, 50/60 Hz, 65 W
Blower speed:	Variable

Notes

Measure your actual product for rough-in details. Install this product according to the installation instructions.

The hot water supply should be 70% of the capacity of the bath or greater. Installations will vary.

This bath is designed for drop-in installation only. It is not suited for use in a three wall alcove with an overhead shower.

If relocating the blower motor, do not relocate or alter the PVC tee or coiled flexible tubing connected to the blower. Follow the blower relocation instructions exactly. Provide access for servicing the blower.