



#### Features

- End drain.
- Integral lumbar support and armrests for comfort.
- 60" (1524 mm) x 36" (914 mm) x 18-1/8" (460 mm)

#### Material

- Acrylic

#### Hydrotherapy

- Pump with air switch for whirlpool.
- Built-in 1500 W heater.
- Six fully adjustable Flexjet™ hydrotherapy jets for water flow and direction.

#### Installation

- Drop-in

#### Recommended Accessories

- K-1284 Removable Apron
- K-11677 Bath Drain
- K-24916 Wireless Music Kit



#### Codes/Standards

- ASME A112.19.7/CSA B45.10
- CSA B45.5/IAPMO Z124
- UL 1795
- Greenguard UL 2818 - Gold

**KOHLER® Plastic Baths and Receptors  
Lifetime Limited Warranty**




**KOHLER® Hydrotherapy Components  
Five-Year Limited Warranty**

See website for detailed warranty information.

#### Available Color/Finishes

*Color tiles intended for reference only.*

#### Color Code Description

	0	White
	96	Biscuit
	47	Almond

