

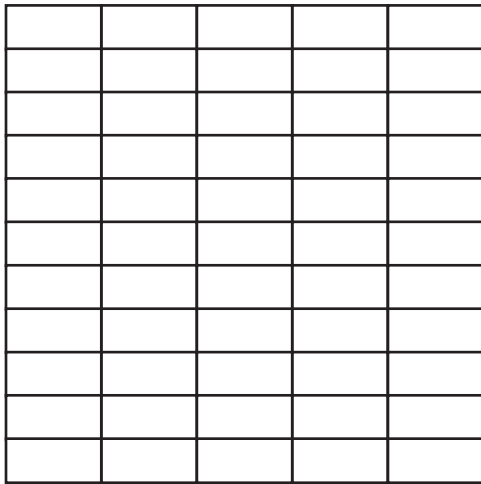
Wall Tile Installation Ideas

3 in. x 6 in.


4 in. x 8 in.

Photo features Starting Line™ Gloss White in 3-in. x 6-in.


TIP: We recommend purchasing 10 percent overage for cuts and patterns.




Grid



Crosshatch



33% Offset



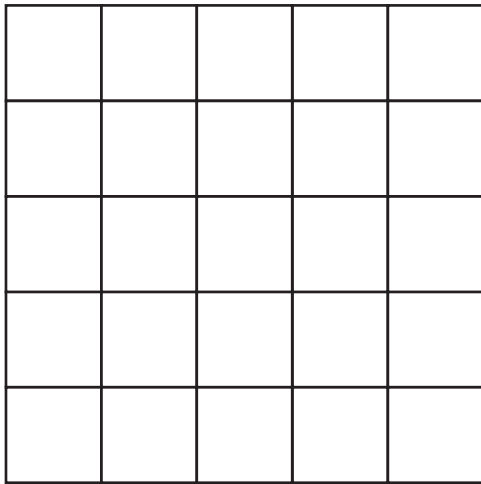
50% Offset

Wall Tile Installation Ideas


- 4 in. x 4 in.
- 6 in. x 6 in.
- 8 in. x 8 in.

Photo features Genuine Stone™ White Ember in 4-in. x 12-in.


TIP: We recommend purchasing 10 percent overage for cuts and patterns.




Grid



Diagonal



33% Offset



50% Offset

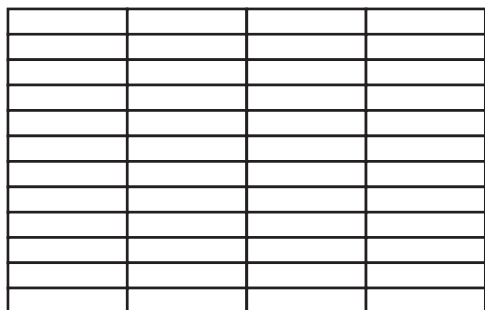


Wall Tile Installation Ideas


- 3 in. x 12 in.
- 4 in. x 12 in.
- 4 in. x 16 in.
- 6 in. x 18 in.
- 8 in. x 24 in.

Photo features VitaScape™ Midnight Navy in 4-in. x 12-in.


TIP: We recommend purchasing 10 percent overage for cuts and patterns.




Grid




1/5 Offset



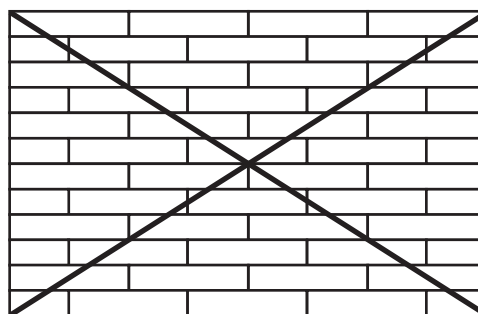
33% Offset



Vertical



Herringbone



50% Offset not recommended
for tiles larger than 15 inches

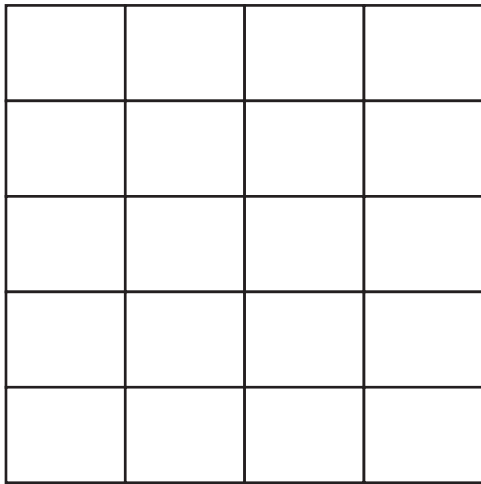


Wall Tile Installation Ideas


9 in. x 12 in.
10 in. x 14 in.

Photo features Marble Manor™ Calacatta in 6-in. x 18-in.


TIP: We recommend purchasing 10 percent overage for cuts and patterns.




Grid



Vertical



33% Offset



50% Offset