

Broil King®

ASSEMBLY MANUAL & PARTS LIST • MANUEL DE MONTAGE & LISTE DE PIÉCES • MANUAL DE ARMADO Y LISTA DE PARTES



Broil King.

9221-54
9221-57
9221-64
9221-67



Broil King.

9225-54
9225-57
9225-64
9225-67

RETAIN FOR FUTURE REFERENCE • VEUILLEZ CONSERVER POUR REFERENCE ULTERIEURE • CONSERVAR PARA FUTURAS CONSULTAS

ASSEMBLY VIDEO

VIDÉO MONTRANT
L'ASSEMBLAGE

VIDEO DE
ENSAMBLAJE



BROILKINGBBQ.COM



SINCE 1906

MANUFACTURING COMPANY

1000 EAST MARKET STREET
HUNTINGTON, INDIANA, 46750, USA

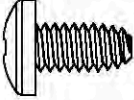
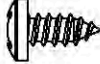
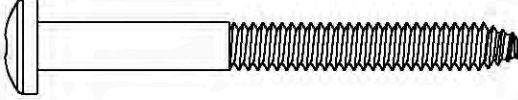

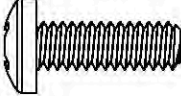
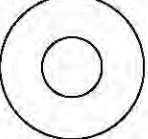
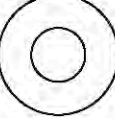


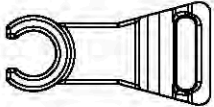
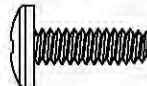

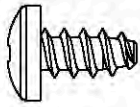

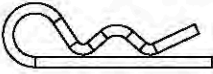
1-800-265-2150
info@omcbbq.com

50084-S45 Rev N 06/16



HARDWARE INCLUDED / MATERIAL INCLUS / EQUIPOS INCLUIDO



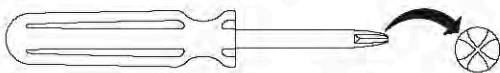
Y-12865		X10	S21125		X8
Y-11565		X4			
Y-29310		X4	Y-12310		X4
S21255		X2	Y-12857		X4
Y-11795	 	X2	Y-12127		X2
S35094		X1	Y-29304		X2
Y-12867		X14			
S21235		X2	S21233		X2



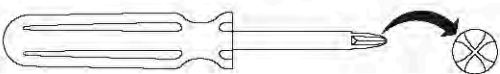
TOOLS REQUIRED / OUTILS NECESSAIRES / HERRAMIENTAS NECESARIAS




#3 PHILLIPS



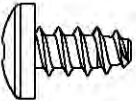
#2 PHILLIPS

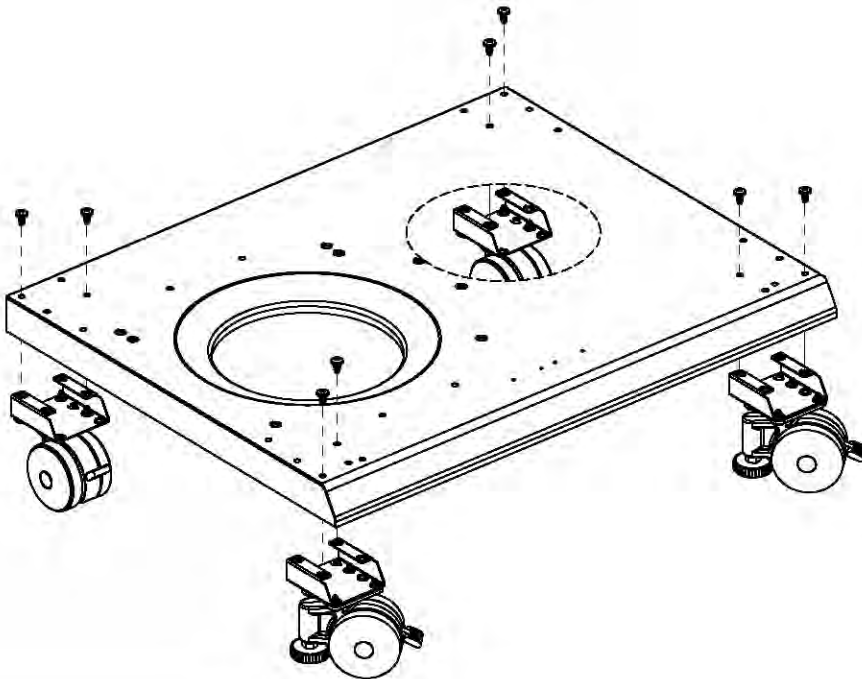


7/16"

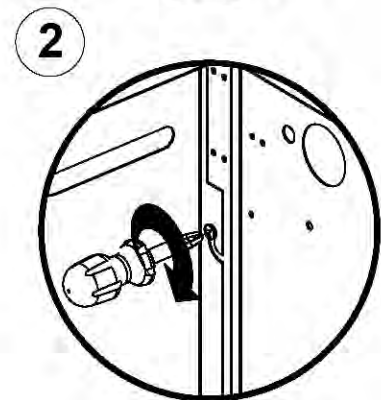
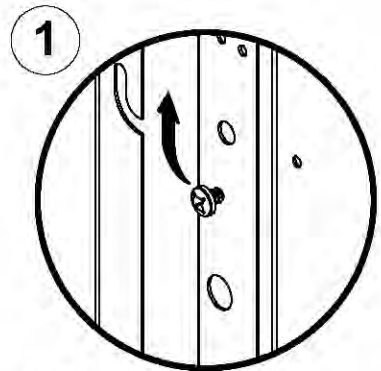
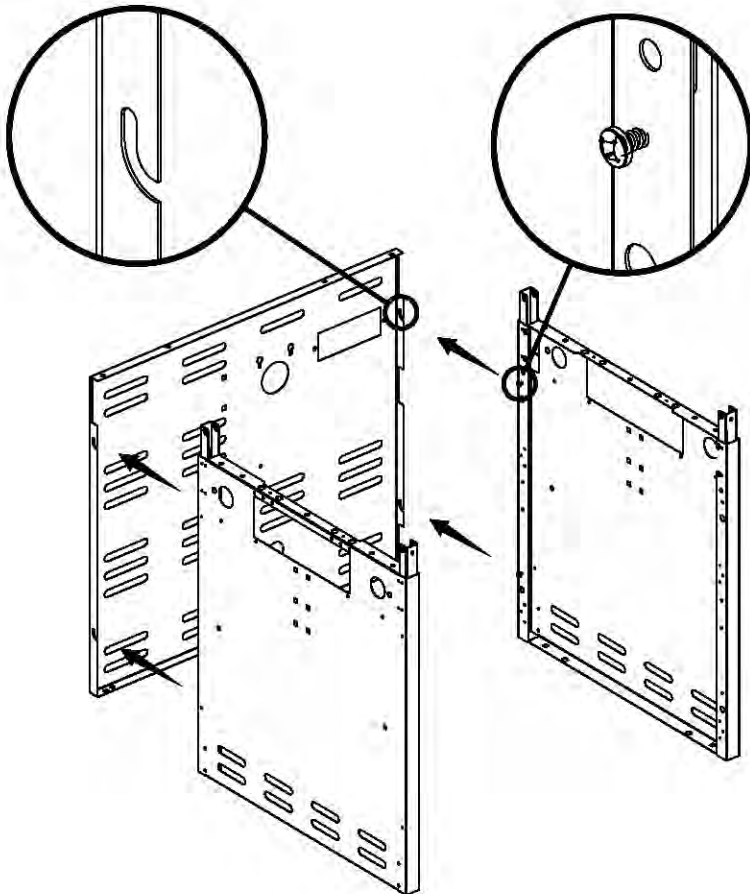


1

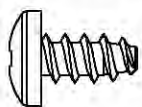
(8) 

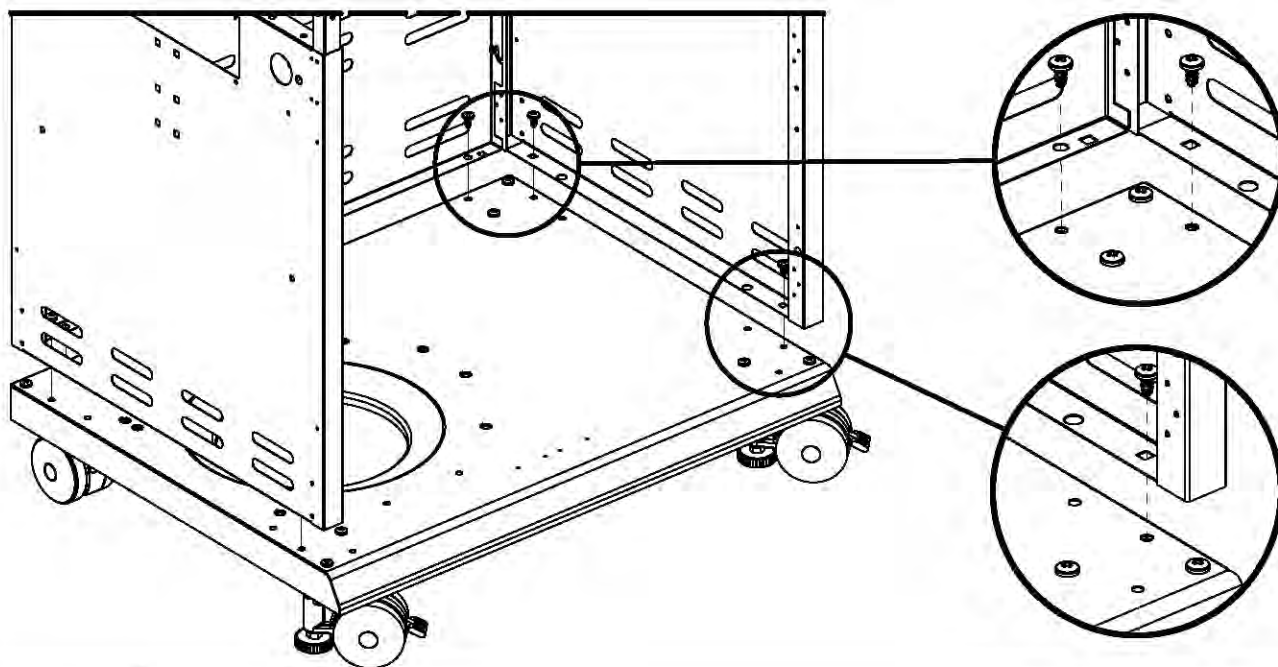


2



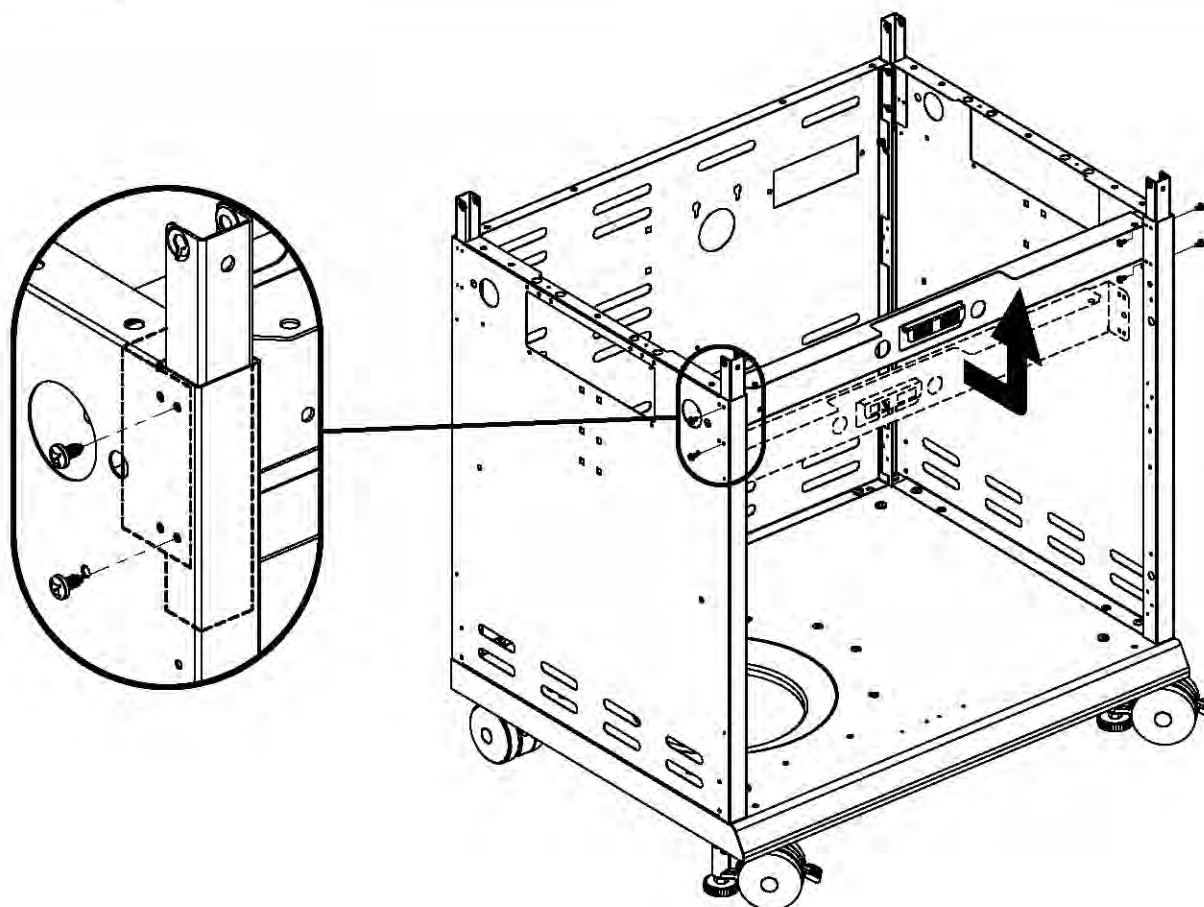
3

(6) 

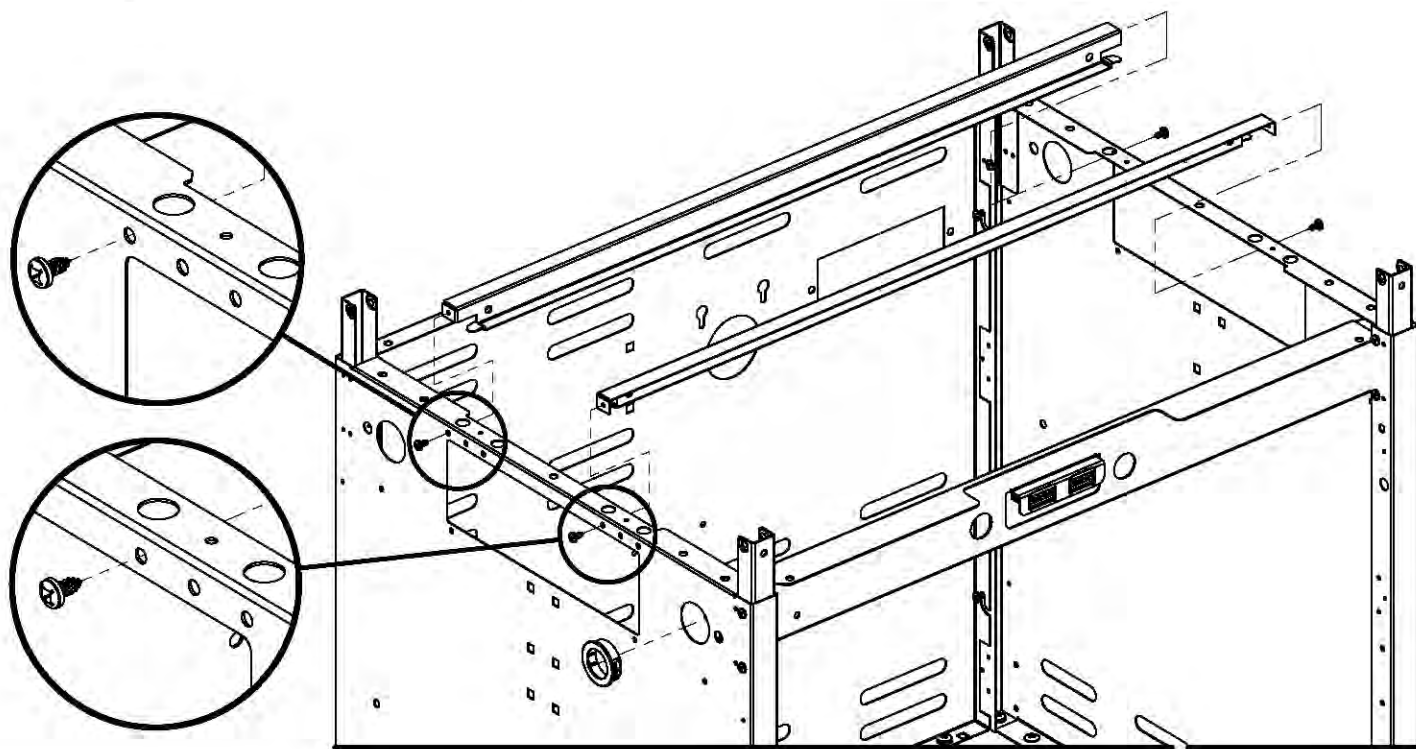



4

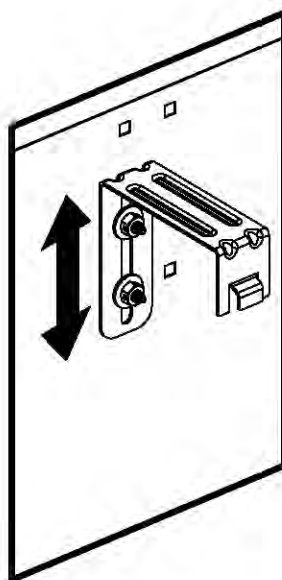
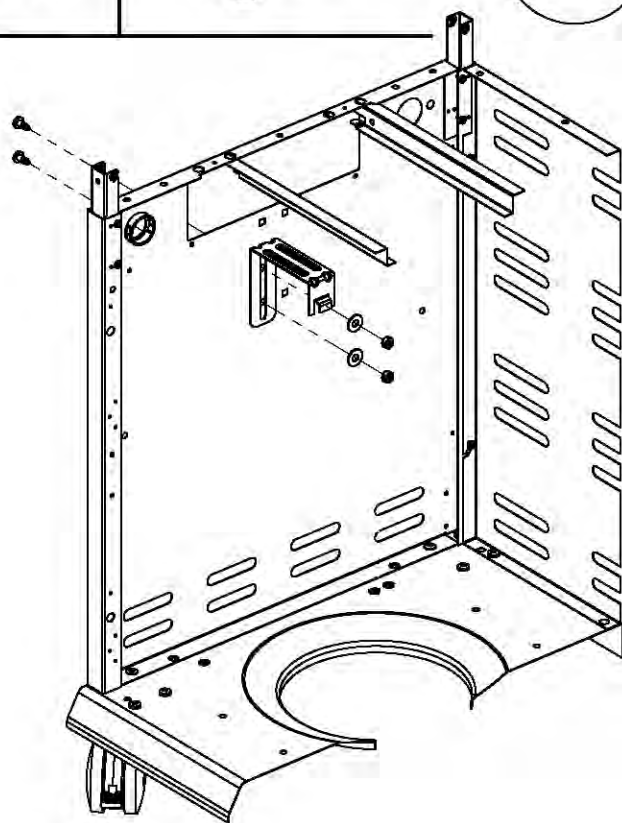
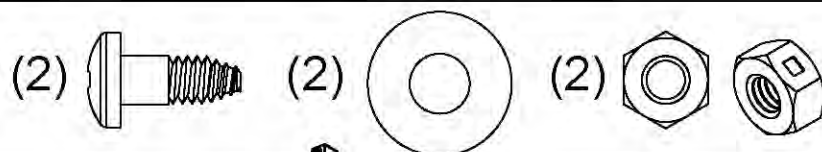
(4) 



5

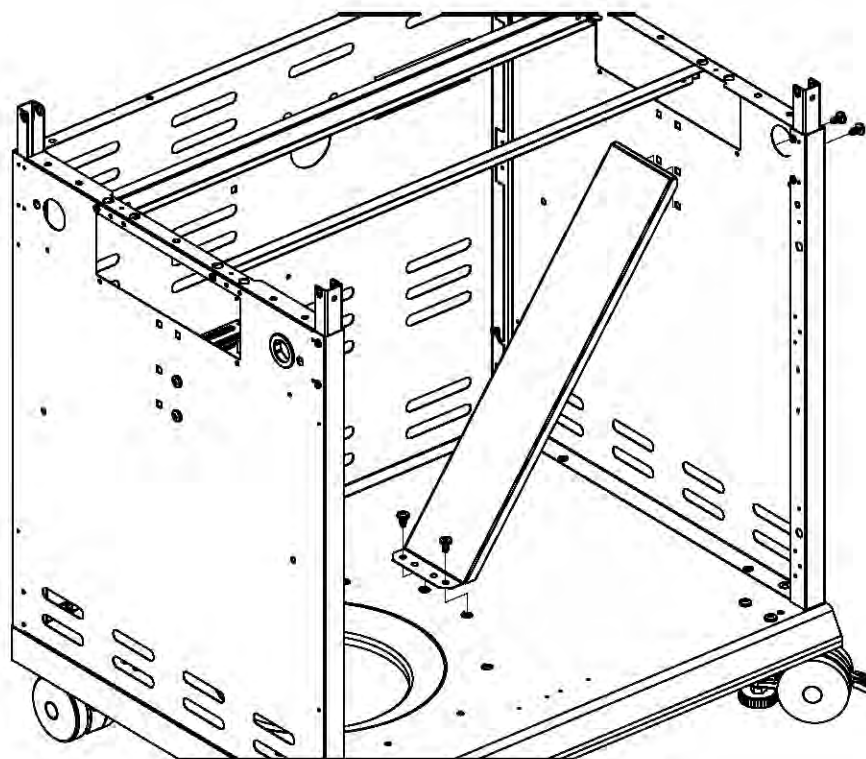
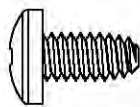


6

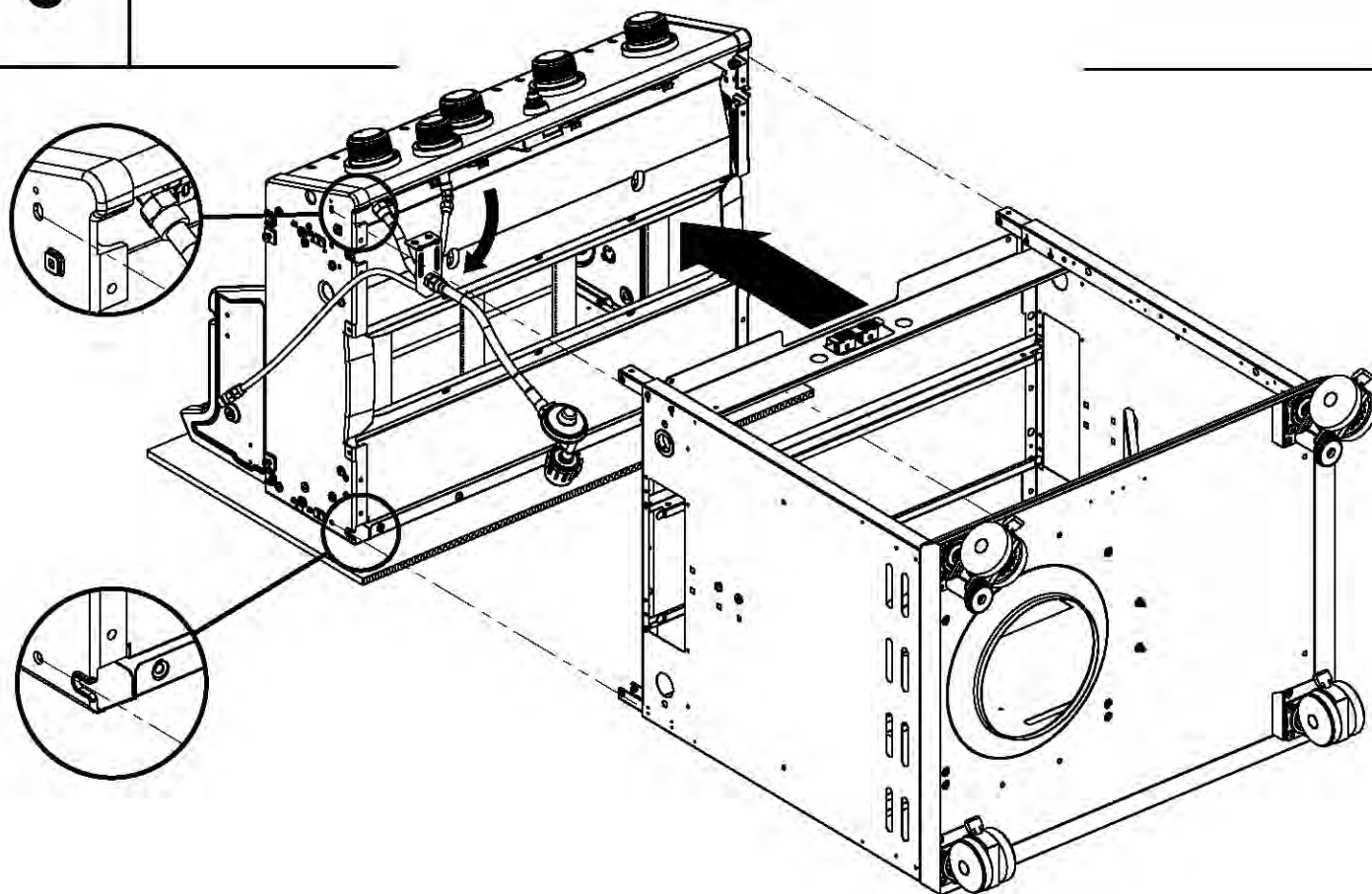


7

(4)

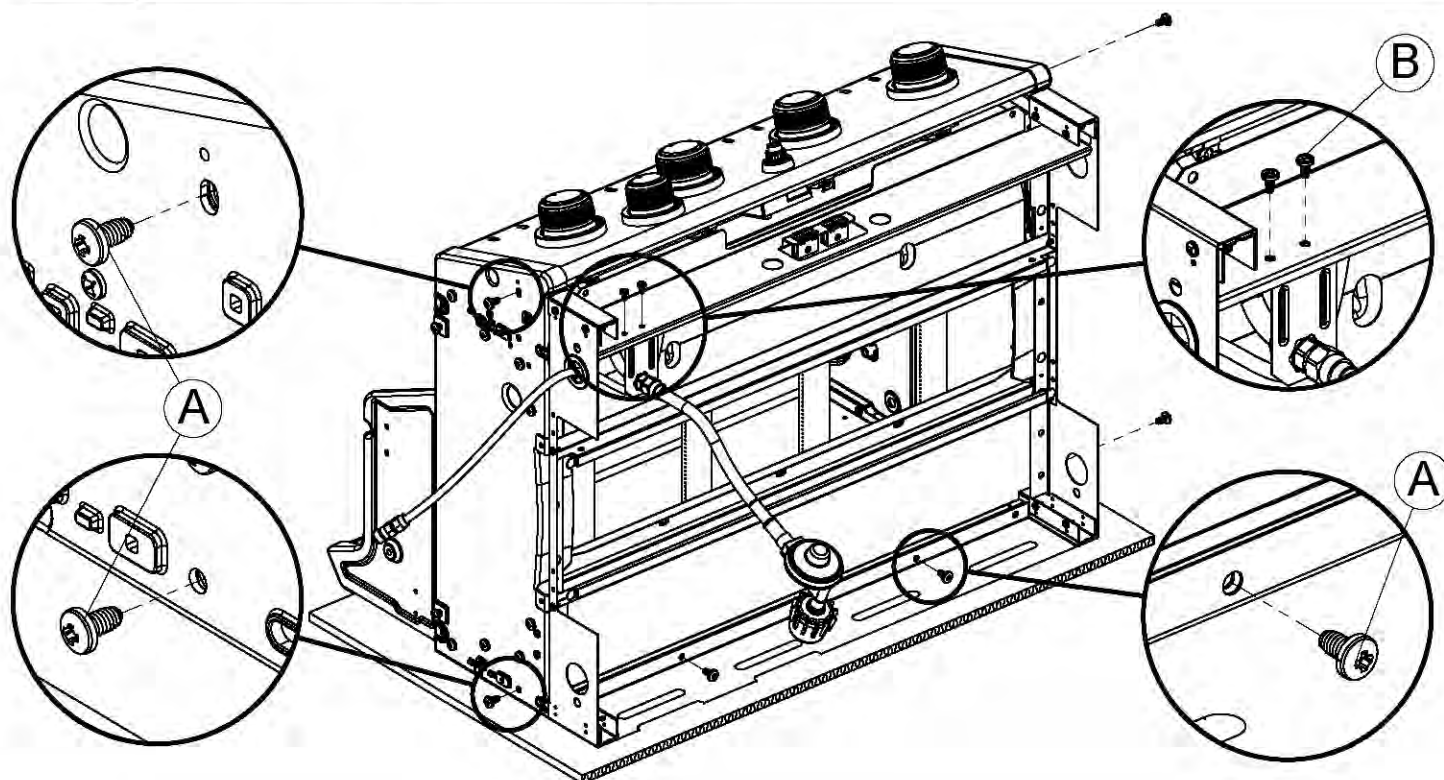


8

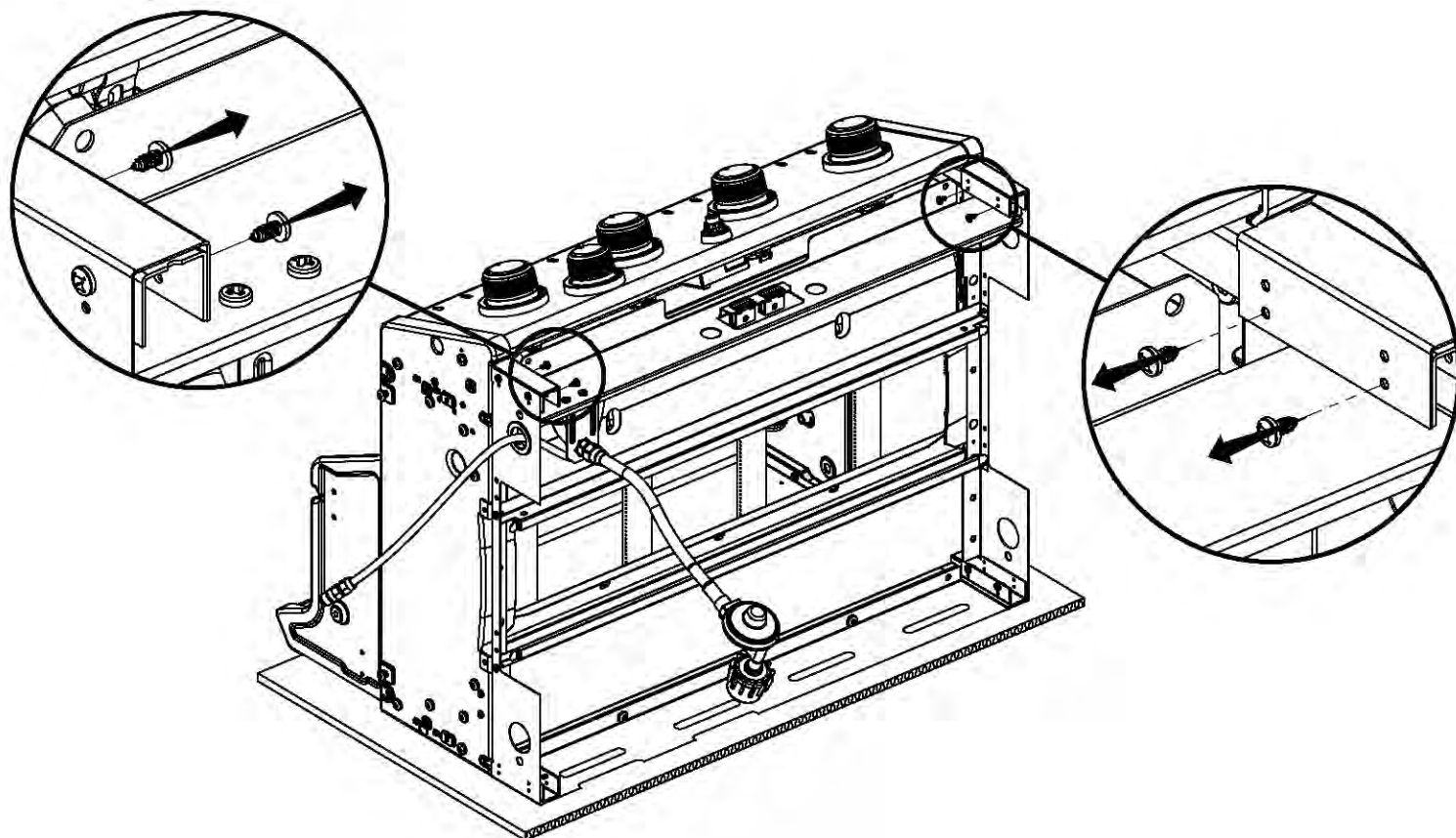


9

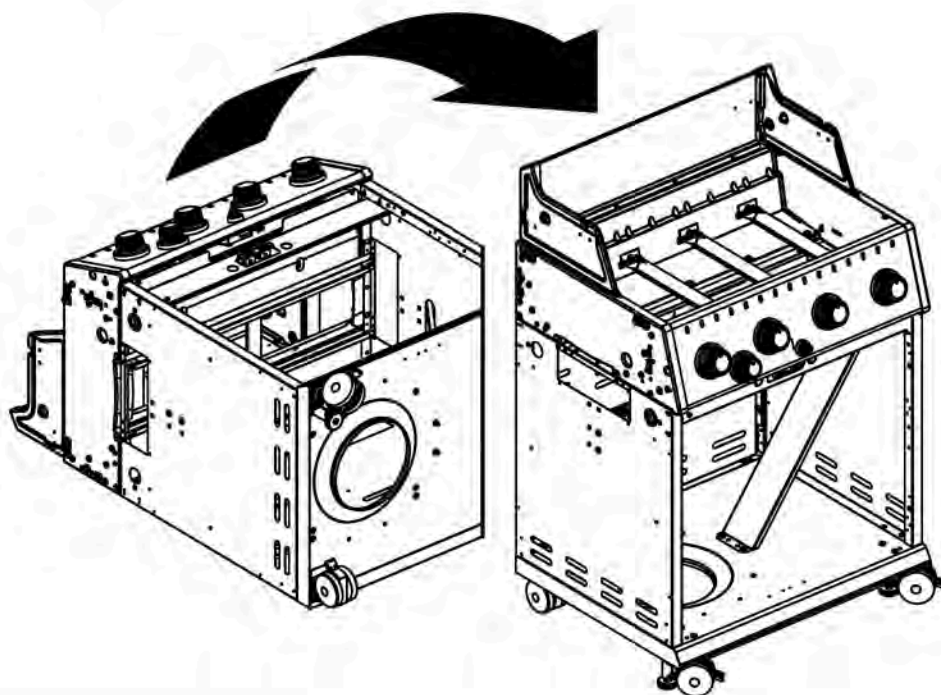
(6)  A (2)  B



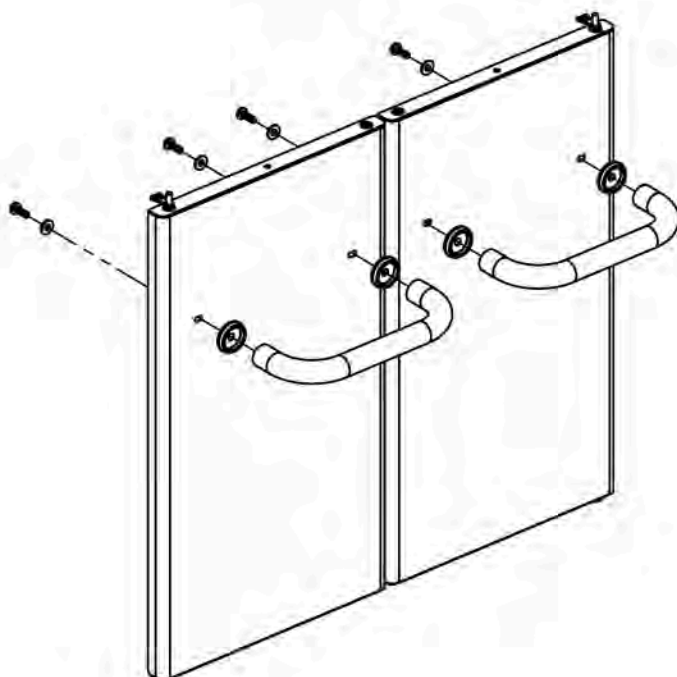
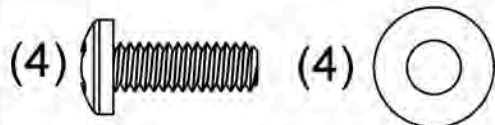
10



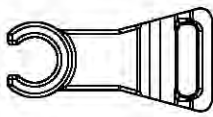
11

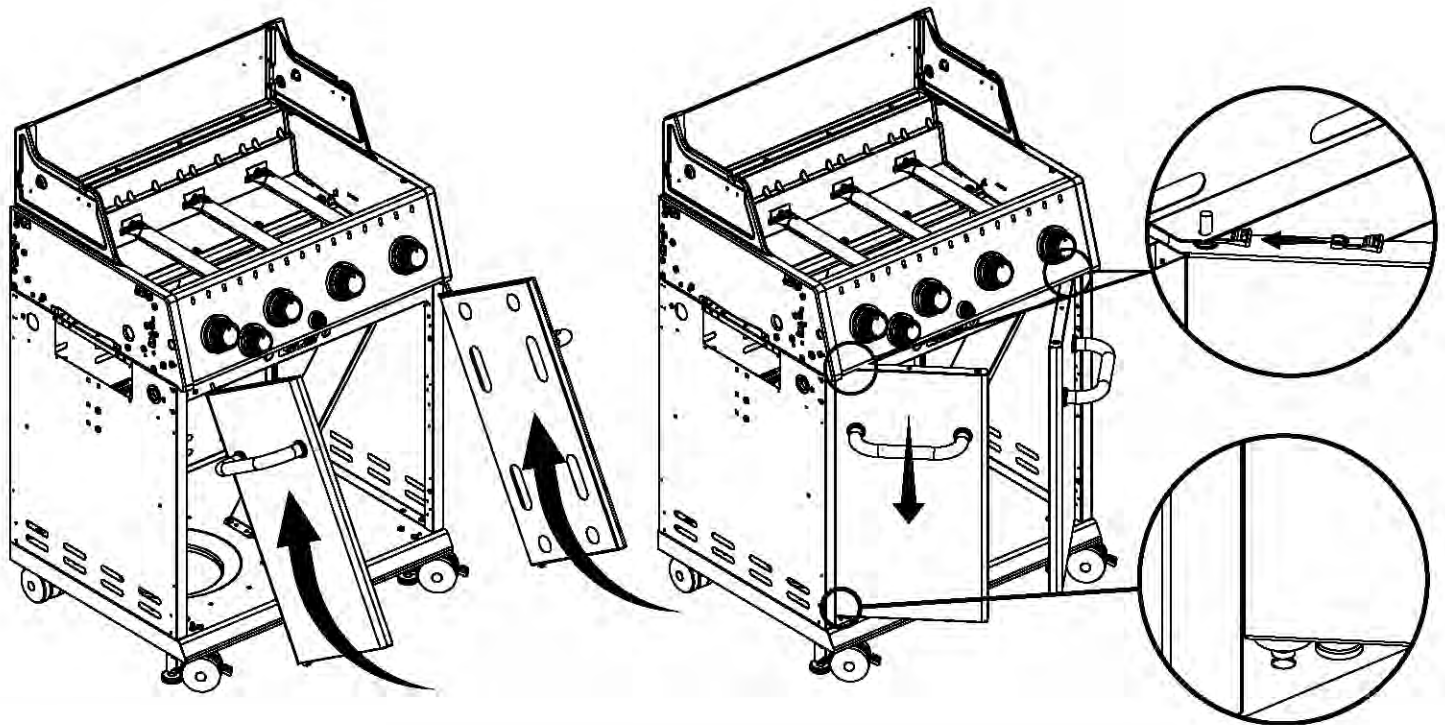


12

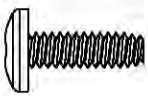


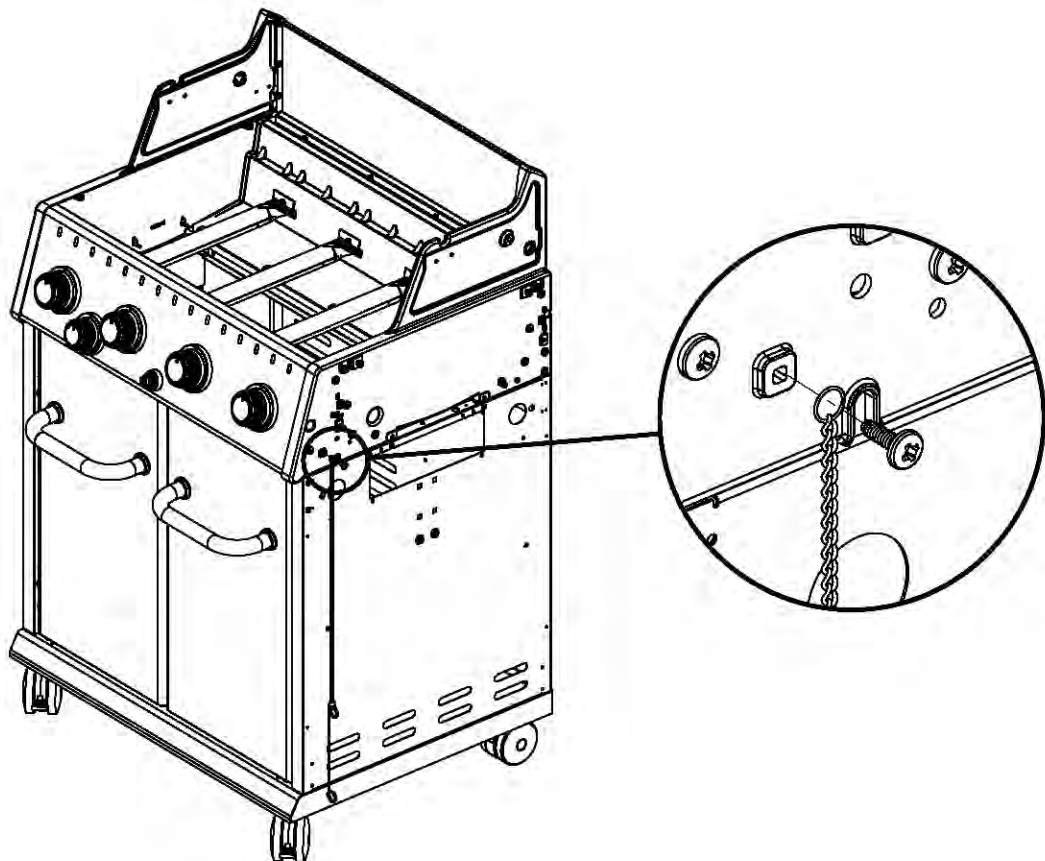
13

(2) 



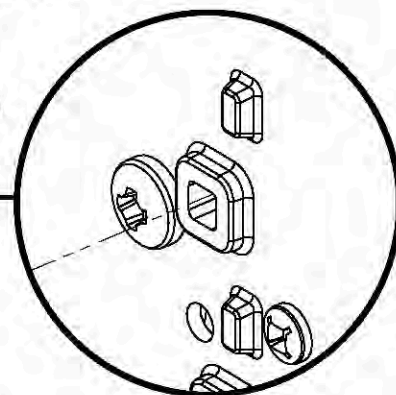
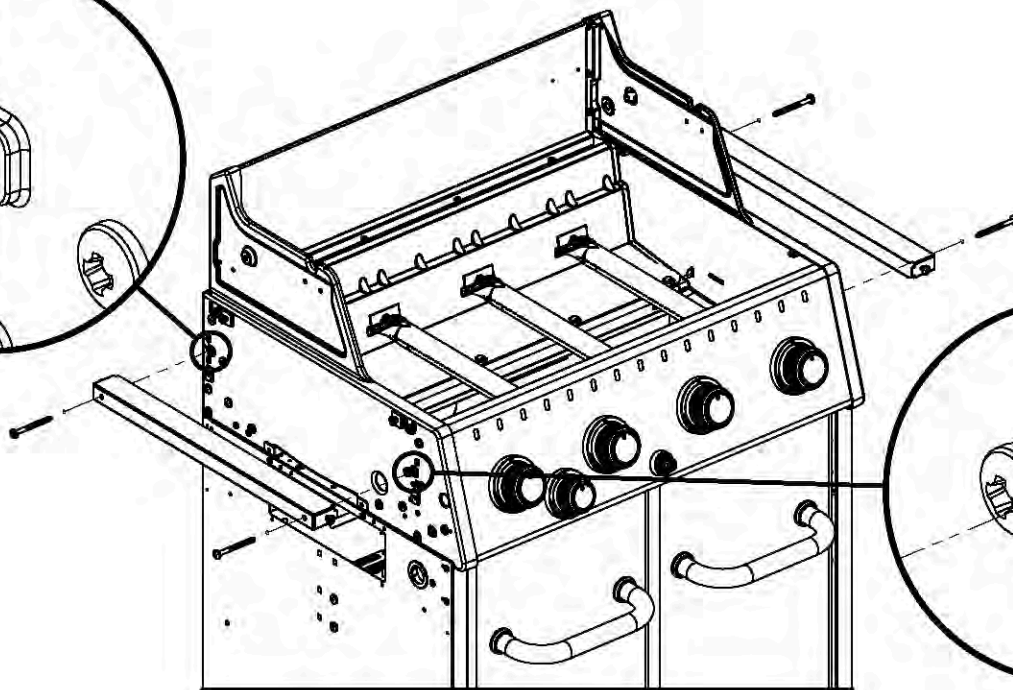
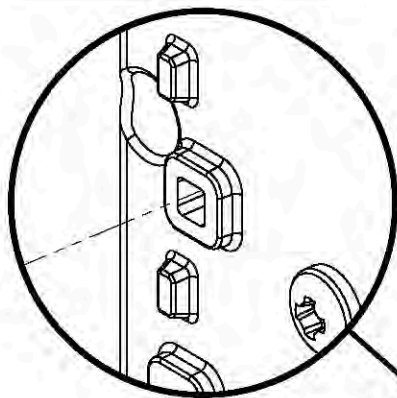
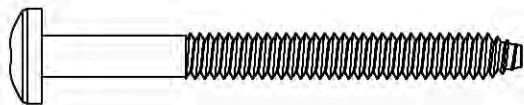
14

(1) 

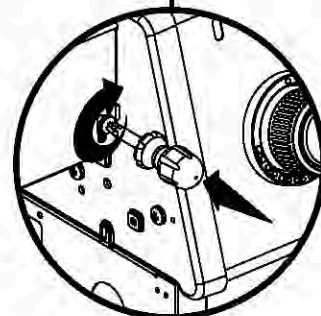

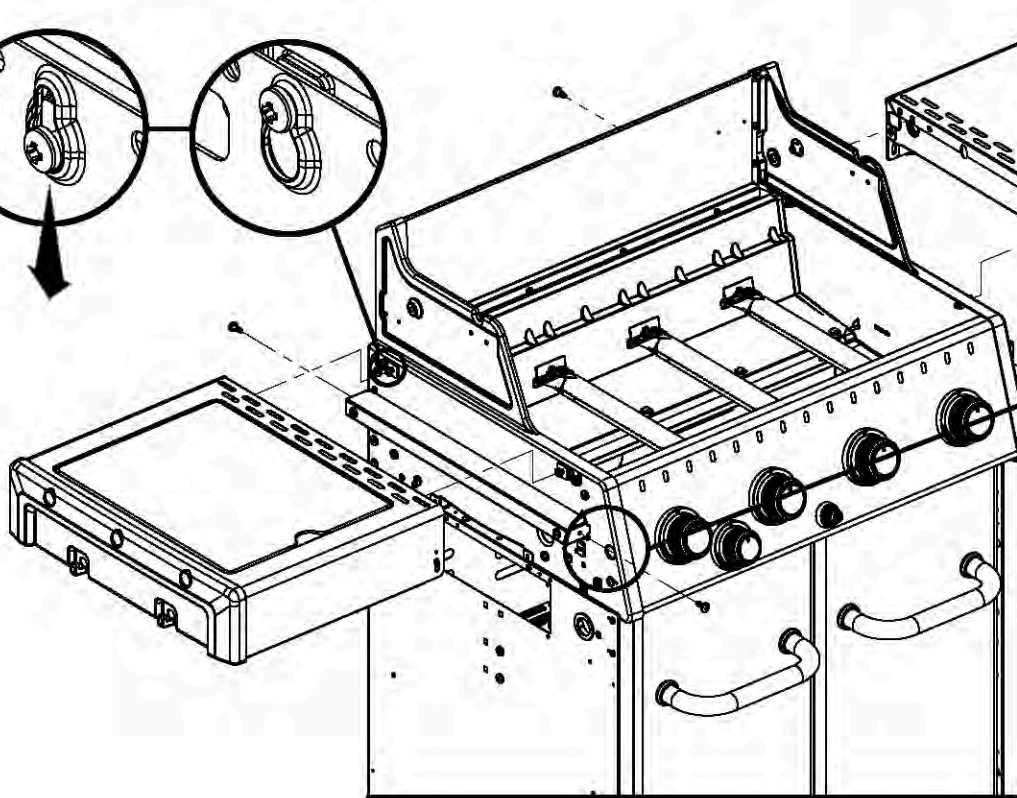
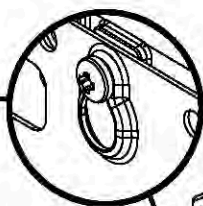



15


(4)

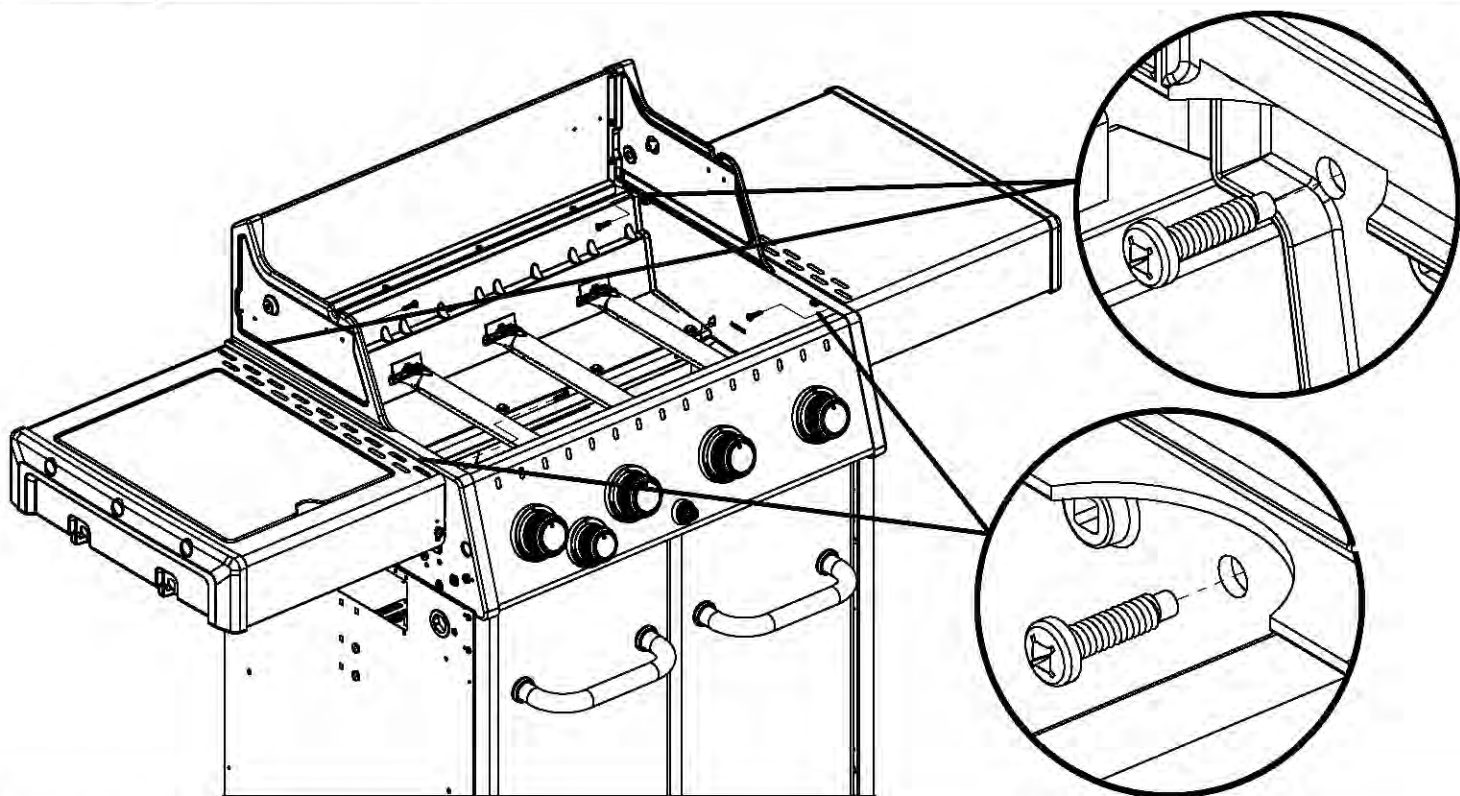


16

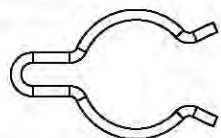


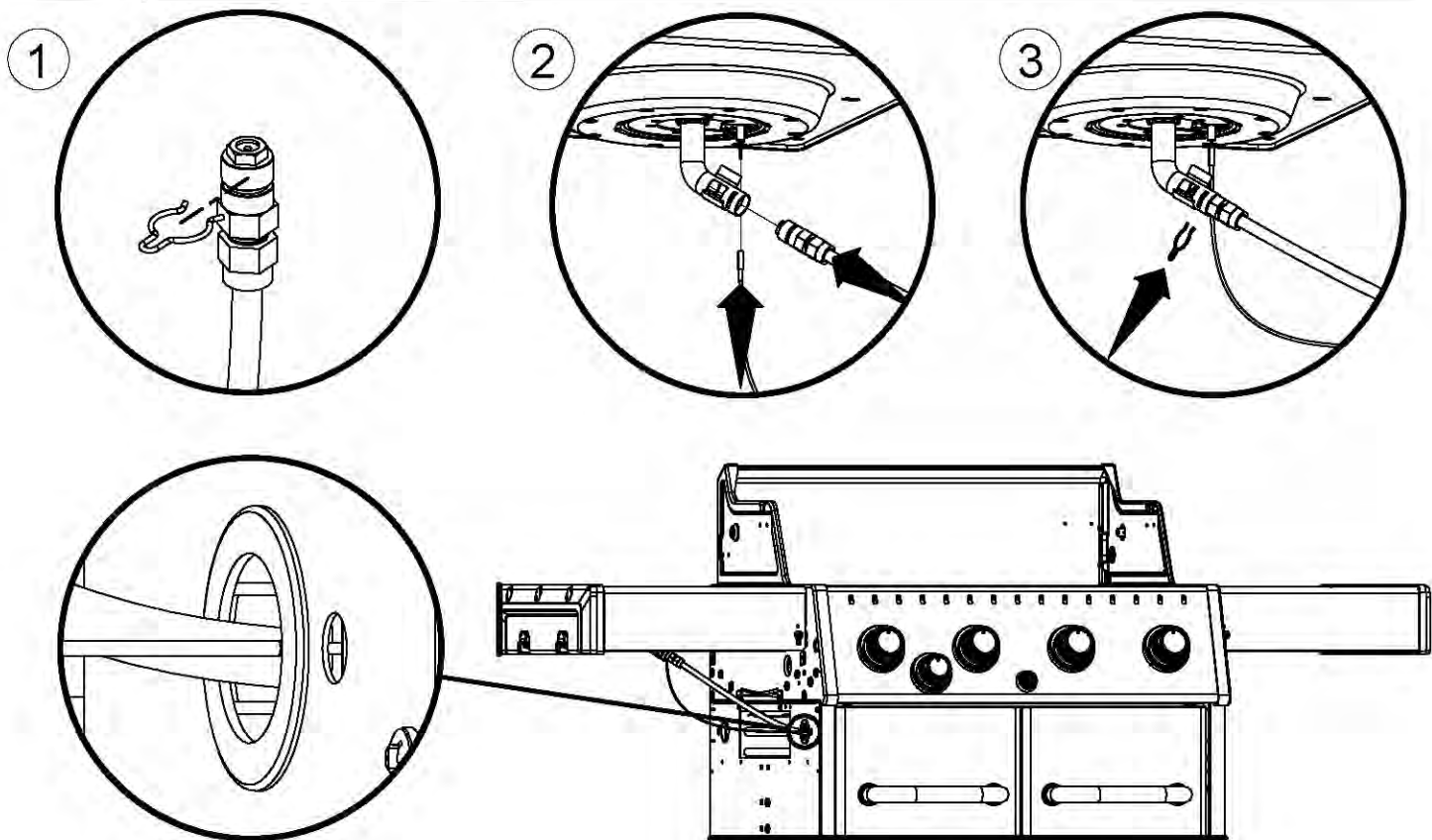
17

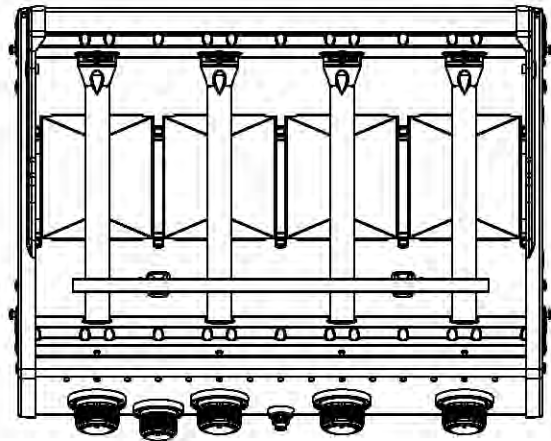
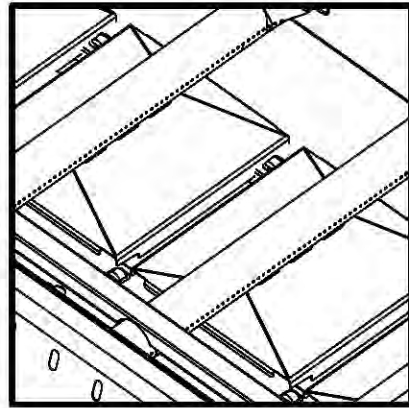
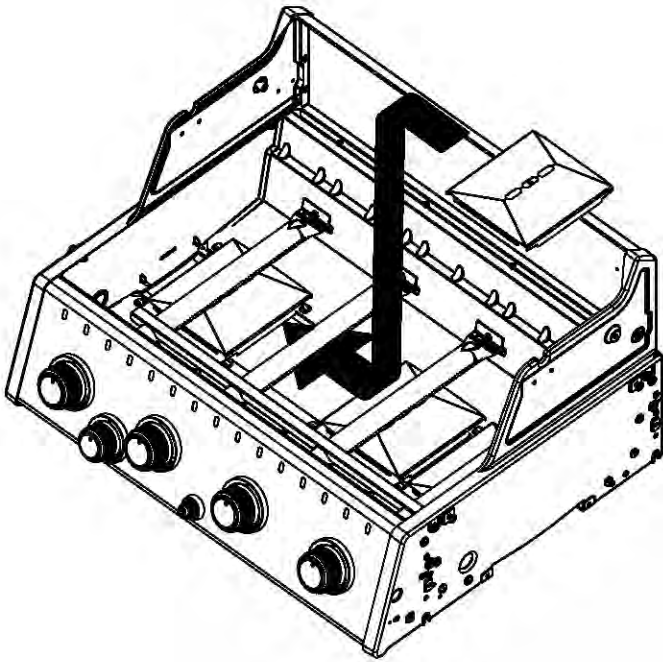
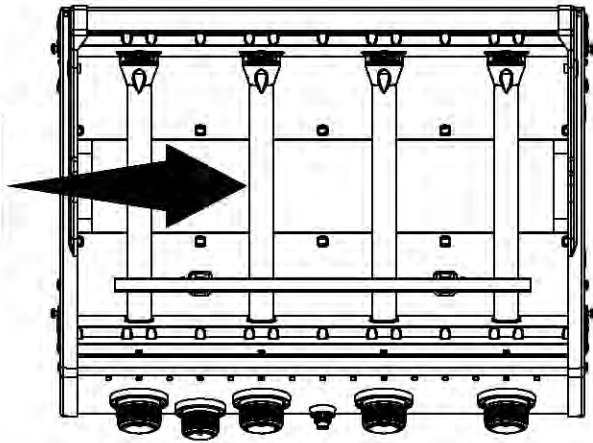
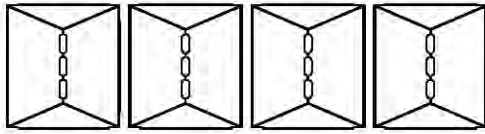
(4) 




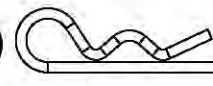
18

(1) 

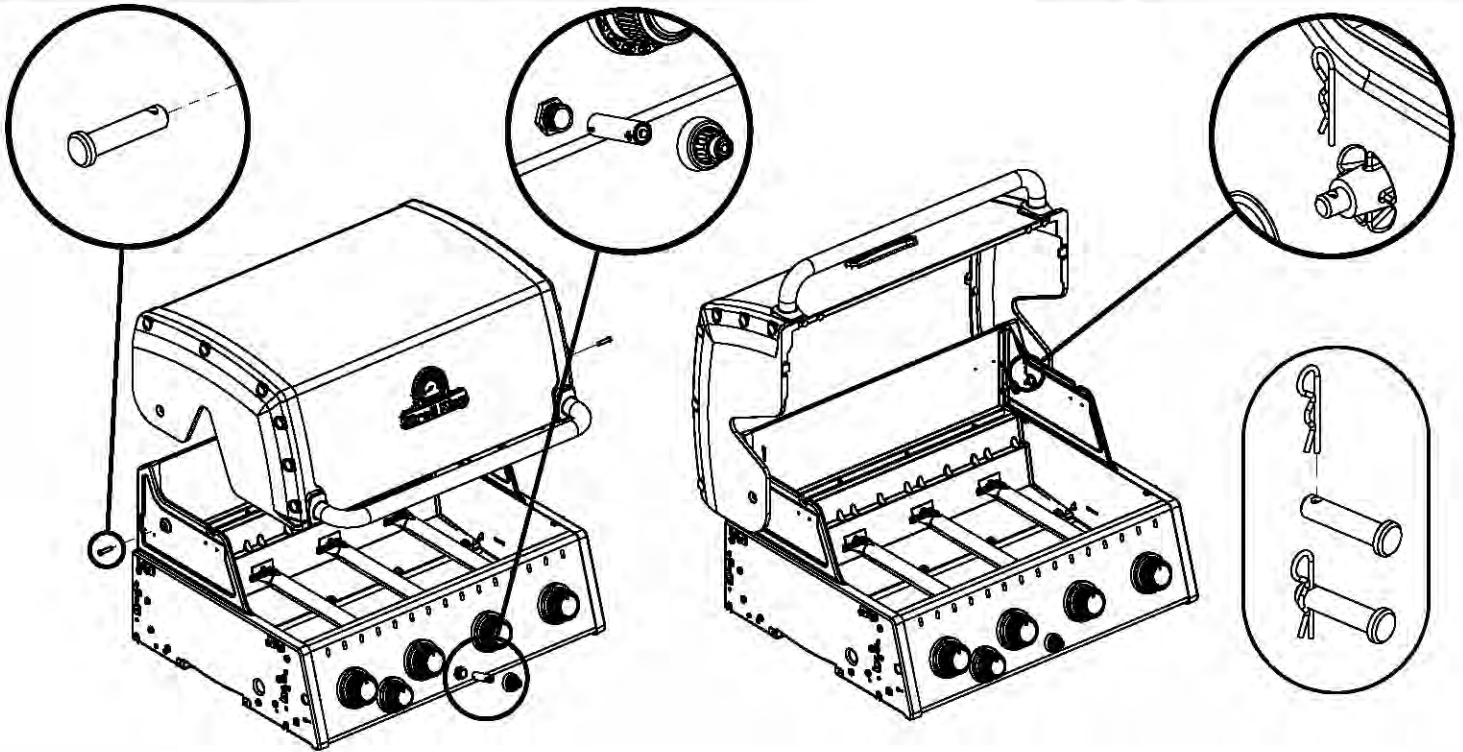




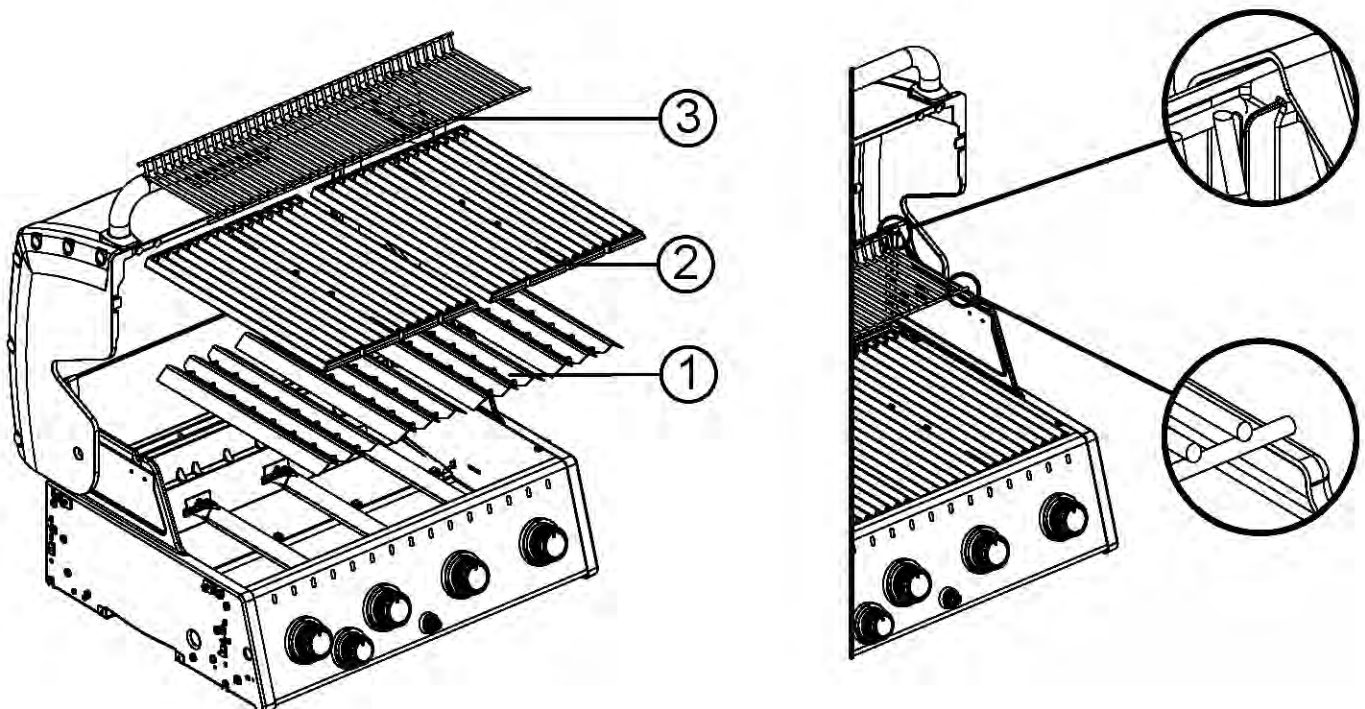
20

(2)  (2) 

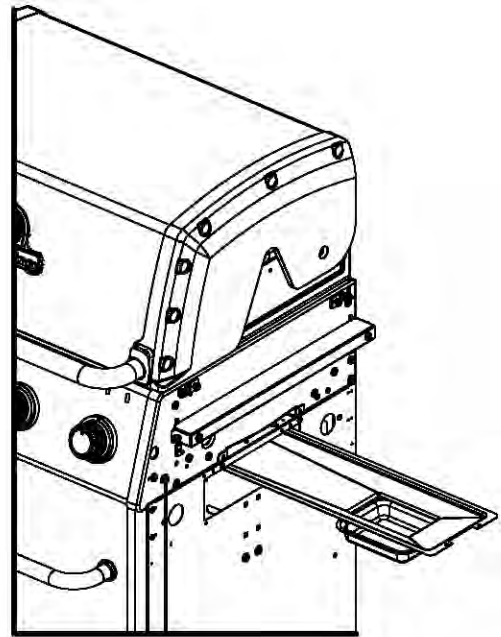
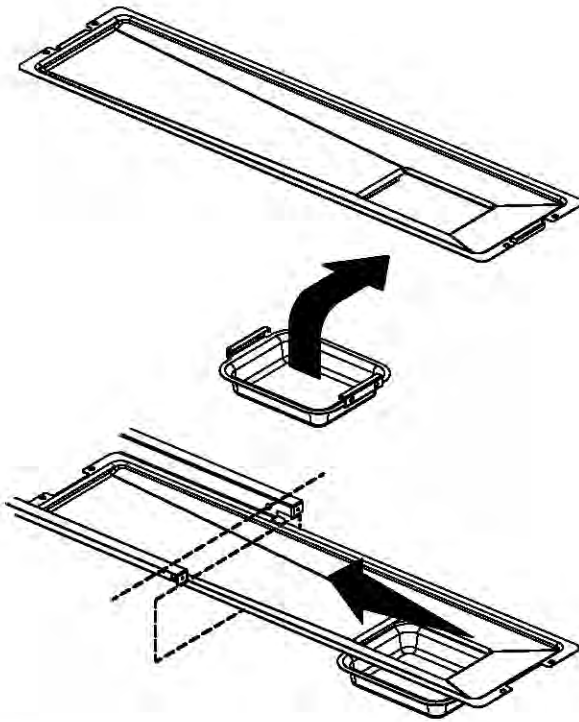
(1) 



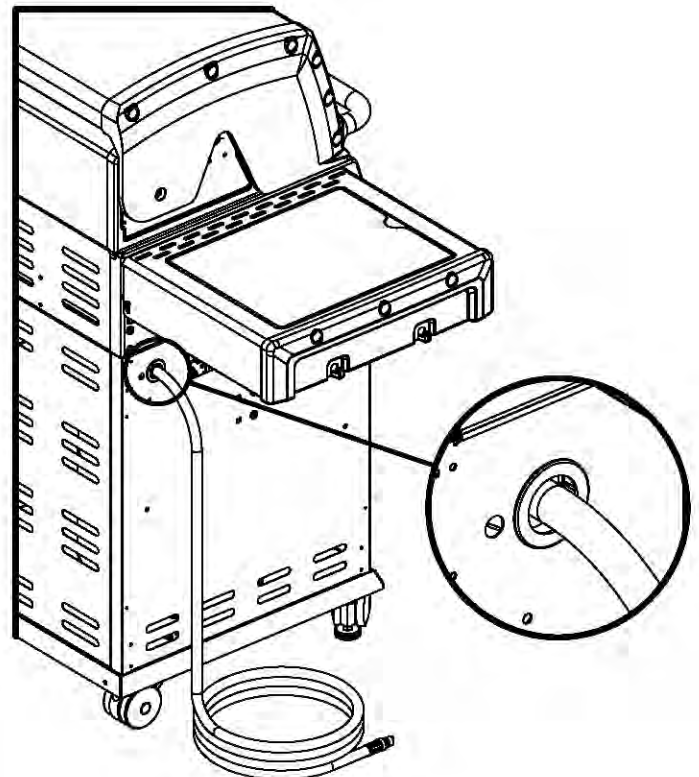
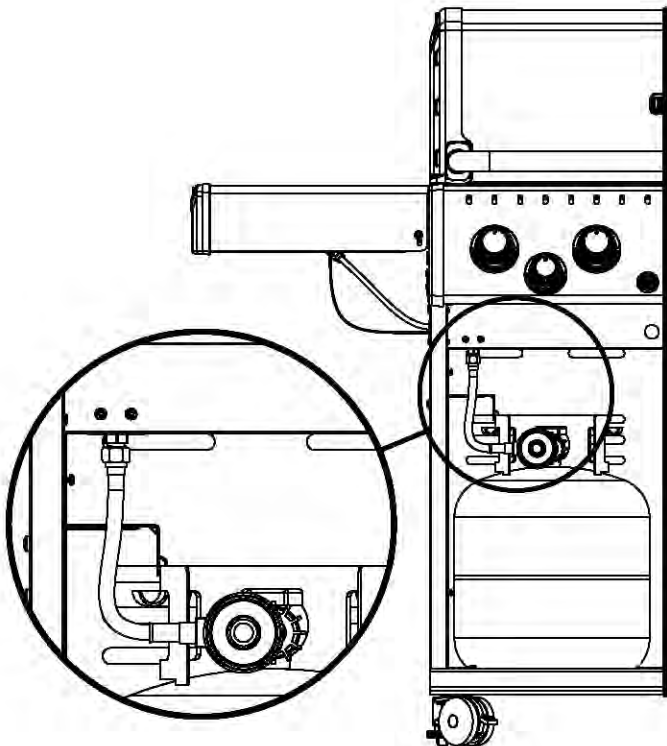
21

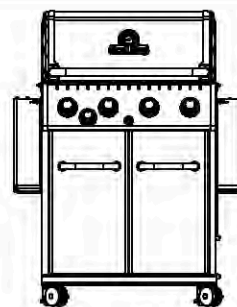
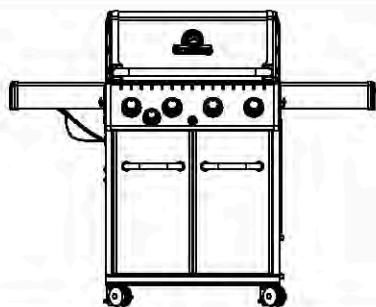


22

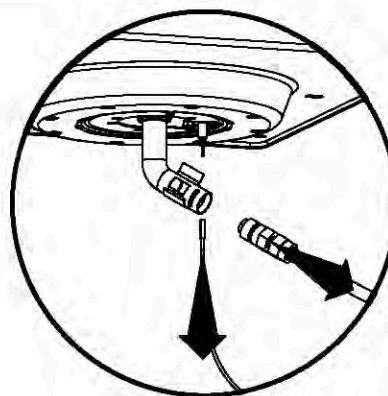


23

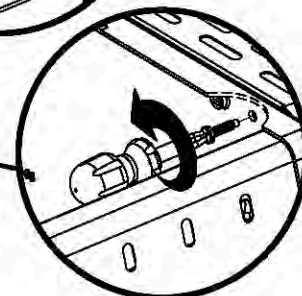
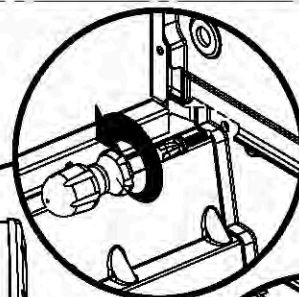
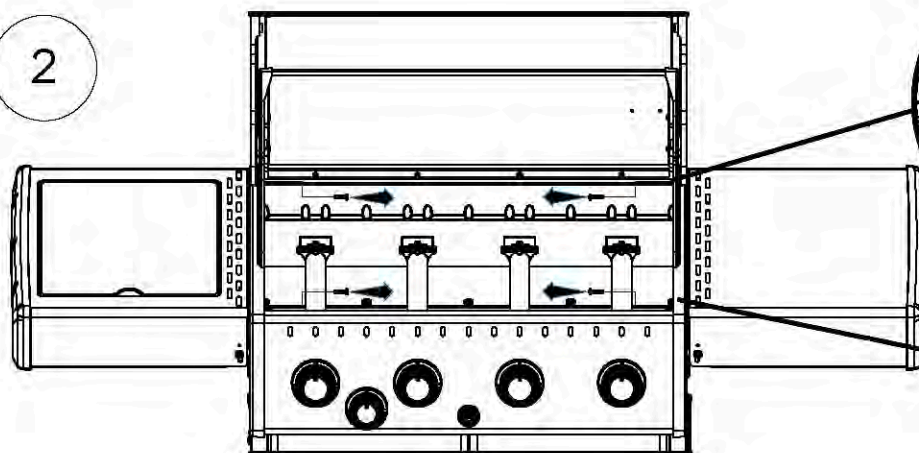




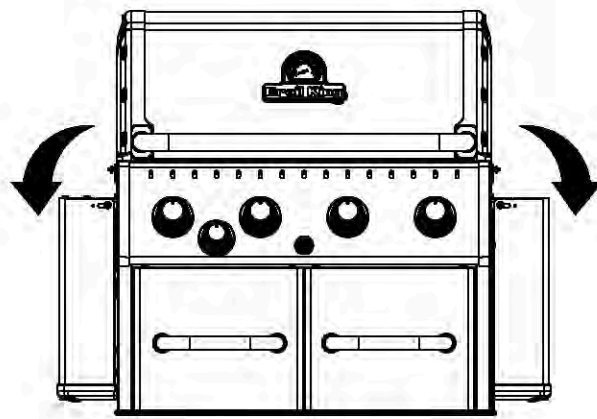
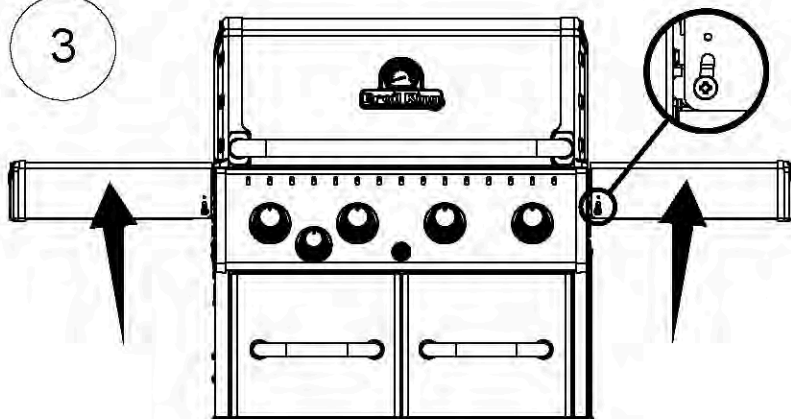
1



2



3



KEY #	ITEM #	DESCRIPTION	DESCRIPTION	9221-54	9221-57	9221-54	9221-57	9225-54	9225-57	9225-54	9225-57
1	56144-231	LID - SIDE PANEL - LEFT	COUVERCLE - PANNEAU LATÉRAL - GAUCHE	1	1	1	1	1	1	1	1
2	56144-211	LID - SIDE PANEL - RIGHT	COUVERCLE - PANNEAU LATÉRAL - DROITE	1	1	1	1	1	1	1	1
3	56345-211	LID - OUTER PANEL	COUVERCLE - PANNEAU EXTÉRIEUR	1	1	1	1	1	1	1	1
4	56245-21	LID - INNER PANEL	COUVERCLE - PANNEAU INTÉRIEUR	1	1	1	1	1	1	1	1
5	24005-12A	HANDLE	POIGNÉE	1	1	1	1	1	1	1	1
6	54009-936	HANDLE BEZEL	MONTURE DE POIGNÉE	2	2	2	2	2	2	2	2
8	10081-BK630	NAMEPLATE	PLAQUE D'IDENTIFICATION	1	1	1	1	1	1	1	1
9	10671-6	HEAT INDICATOR	INDICATEUR DE CHALEUR	1	1	1	1	1	1	1	1
11	52150-911	PANEL - SIDE UPPER - LEFT	PANNEAU - LATÉRAL SUPÉRIEUR - GAUCHE	1	1	1	1	1	1	1	1
12	52150-931	PANEL - SIDE UPPER - RIGHT	PANNEAU - LATÉRAL SUPÉRIEUR - DROITE	1	1	1	1	1	1	1	1
14	52205-111	PANEL INNER - FRONT	PANNEAU INTÉRIEUR - FRONTAL	1	1	1	1	1	1	1	1
15	52205-121R	PANEL INNER - REAR	PANNEAU INTÉRIEUR - REPIENT	1	1	1	1	1	1	1	1
16	52139-201	FIREBOX BRACKET	FOYER SUPPORT	8	8	8	8	8	8	8	8
17	27249-904	GREASE SHIELD	PROTECTION CONTRE LA GRAISSE	4	4	4	4	4	4	4	4
18	52065-91	HEAT SHIELD - FRONT	PROTECTION CONTRE LA CHALEUR - FRONTAL	1	1	1	1	1	1	1	1
19	52045-92	HEAT SHIELD - REAR	PROTECTION CONTRE LA CHALEUR - ARRIÈRE	1	1	1	1	1	1	1	1
22	52305-121	PANEL - REAR	PANNEAU - REPIENT	1	1	1	1	1	1	1	1
23	52315-151	PANEL - HOOD	PANNEAU DE LA CUVÉ	1	1	1	1	1	1	1	1
25	52909-104LP	BURNER - MAIN	BRÛLEUR - PRINCIPAL	4	4	4	4	4	4	4	4
26	22225-014	COLLECTOR BOX - FRONT LOWER	REPIENT - FRONTAL INFÉRIEUR	1	1	1	1	1	1	1	1
27	22215-014	COLLECTOR BOX - FRONT UPPER	REPIENT - FRONTAL SUPÉRIEUR	1	1	1	1	1	1	1	1
28	52025-24BAR	CONTROL COVER	PANNEAU DE CONTRÔLE	1	1	1	1	1	1	1	1
29	52025-124BAR	CONTROL ASSEMBLY	SOUPE	1	1	1	1	1	1	1	1
	59005-034			1	1	1	1	1	1	1	1
	59005-037			1	1	1	1	1	1	1	1
	59005-014			1	1	1	1	1	1	1	1
	59005-017			1	1	1	1	1	1	1	1
30	S13473-081	HOSE - SIDE BURNER	TUYAU - BRÛLEUR DE CÔTÉ	1	1	1	1	1	1	1	1
31	10114-20	HOSE & REGULATOR	TUYAU ET RÉGULATEUR PL	1	1	1	1	1	1	1	1
	10111-K45	NATURAL GAS HOSE	TUYAU DE GAZ NATUREL	1	1	1	1	1	1	1	1
32	10111-15A	HOSE	TUYAU	4	4	4	4	4	4	4	4
38	22002-268	CONTROL BEZEL	MONTURE DE CONTRÔLE	1	1	1	1	1	1	1	1
39	22001-168	CONTROL BEZEL	MONTURE DE CONTRÔLE	1	1	1	1	1	1	1	1
40	22001-768	CONTROL KNOB	BOUTON DE CONTRÔLE	4	4	4	4	4	4	4	4
41	22001-668	CONTROL KNOB	BOUTON DE CONTRÔLE	1	1	1	1	1	1	1	1
42	10342-246	ELECTRONIC IGNITOR	ALLUMAGE ÉLECTRONIQUE	1	1	1	1	1	1	1	1
43	10342-E13	ELECTRODE	ÉLECTRODE	2	2	2	2	2	2	2	2
44	52209-404	FLAV-R-WAVE ®	FLAV-R-WAVE ®	4	4	4	4	4	4	4	4
45	52005-281	GRID	GRILLE	2	2	2	2	2	2	2	2
46	52005-391	GRID - WARMING RACK	GRILLE - MAINTIEN AU CHAUD	1	1	1	1	1	1	1	1
47	27055-902	GREASE TRAY	PLATEAU À GRAISSE	1	1	1	1	1	1	1	1
48	21035-991	GREASE TRAY - RAIL	PLATEAU À GRAISSE - FERROVIAIRE	2	2	2	2	2	2	2	2
49	22009-902	GREASE PAN	CUVETTE À GRAISSE	1	1	1	1	1	1	1	1
50	51175-134A	DOOR - LEFT	PORTE - GAUCHE	1	1	1	1	1	1	1	1
	51175-131A			1	1	1	1	1	1	1	1
51	51175-114A	DOOR - RIGHT	PORTE - DROIT	1	1	1	1	1	1	1	1
	51175-111A			1	1	1	1	1	1	1	1
55	21071-13	DOOR HANDLE	POIGNÉE DE LA PORTE	2	2	2	2	2	2	2	2
56	21070-13	HANDLE BEZEL	MONTURE DE POIGNÉE	4	4	4	4	4	4	4	4

KEY #	ITEM #	DESCRIPTION	DESCRIPTION	9221-54	9221-57	9221-54	9221-57	9225-54	9225-57	9225-54	9225-57
60	21109-905R	CABINET - SIDE PANEL	CABINET - PANNEAU LATÉRAL	2	2	2	2	2	2	2	2
61	21305-925R	CABINET - REAR PANEL	CABINET - PANNEAU ARRIÈRE	1	1	1	1	1	1	1	1
65	51615-245	CABINET - LOWER BASE	TABLETTE INFÉRIEURE	1	•	1	•	1	•	1	•
	51615-275			•	1	•	1	•	1	•	1
66	21009-951	TANK BRACKET	SUPPORT DU RESERVOIR	1	•	1	•	1	•	1	•
67	51335-211	MAGNET BRACKET	MAGNET SUPPORT	1	1	1	1	1	1	1	1
69	57139-131	CABINET BRACKET	CABINET SUPPORT	4	4	4	4	4	4	4	4
73	51039-951	CASTER BRACKET	SUPPORT DE ROULETTE	4	4	4	4	4	4	4	4
74	10892-23	CASTER	ROULETTES	2	2	2	2	2	2	2	2
75	10892-285	CASTER LEVELING	ROULETTES	2	2	2	2	2	2	2	2
77	51239-901	BRACKET	SUPPORT	1	•	1	•	1	•	1	•
80	53050-614	SIDE SHELF	TABLETTE DE CÔTÉ	2	2	1	1	2	1	1	1
84	53050-654	SIDE SHELF - SIDE BURNER	TABLETTE DE CÔTÉ - BRÛLEUR DE CÔTÉ	•	•	•	•	•	•	•	•
85	53409-138	SIDE SHELF - END CAP	TABLETTE DE CÔTÉ - FASOIA	2	2	2	2	2	2	2	2
86	10390-E10	SIDE BURNER	BRÛLEUR DE CÔTÉ	•	•	•	•	•	•	•	•
87	23000-271	SIDE BURNER - BODY	BRÛLEUR DE CÔTÉ - CORPS	•	•	1	1	•	•	1	1
88	23000-254	SIDE BURNER - COVER	BRÛLEUR DE CÔTÉ - COUVERCLE	•	•	1	1	•	•	1	1
89	53140-981	SIDE BURNER GRID	BRÛLEUR DE CÔTÉ - GRILLE	•	•	1	1	•	•	1	1
92	10342-121	SIDE BURNER ELECTRODE	ÉLECTRODE DU BRÛLEUR DE CÔTÉ	•	•	1	1	•	•	1	1
93	53235-20	PIVOT BRACKET	PIVOT SUPPORT	2	2	2	2	2	2	2	2
100	Y-12220	GROMMET	PASSE	•	•	1	1	•	•	1	1
130	Y-12835	SCREW - #6 X 1/4	VIS - #6 X 1/4	•	•	•	•	•	•	•	•
131	S21125	SCREW - #8 X 3/8	VIS - #8 X 3/8	22	22	22	22	22	22	22	22
132	S21124	SCREW - #8 X 1/2	VIS - #8 X 1/2	10	10	10	10	10	10	10	10
133	Y-12646	SCREW - SHOULDER #8 X 1/2	VIS - SHOULDER #8 X 1/2	10	10	10	10	10	10	10	10
134	Y-29304	SCREW - #10-24 X 3/8	VIS - #10-24 X 3/8	14	14	14	14	14	14	14	14
135	S35094	SCREW - #10-24 X 5/8	VIS - #10-24 X 5/8	1	1	1	1	1	1	1	1
136	Y-29310	SCREW - #10-24 X 3/4	VIS - #10-24 X 3/4	1	1	1	1	1	1	1	1
137	Y-12865	SCREW - 1/4-20 X 1/2	VIS - 1/4-20 X 1/2	42	42	42	42	42	42	42	42
138	Y-12867	SCREW - #14 X 1/2	VIS - #14 X 1/2	14	14	14	14	14	14	14	14
140	Y-12310	SCREW - 1/4-20 X 3/4	VIS - 1/4-20 X 3/4	4	4	4	4	4	4	4	4
142	Y-11562	SCREW - 1/4-20 X 2 1/2	VIS - 1/4-20 X 2 1/2	4	4	4	4	4	4	4	4
143	Y-11567	SCREW - #14 X 1/2	VIS - #14 X 1/2	16	16	16	16	16	16	16	16
145	Y-11546	SCREW - SHOULDER 1/4-20 X 5/8	VIS - SHOULDER 1/4-20 X 5/8	8	8	8	8	8	8	8	8
146	10240-23	SCREW - SHOULDER 1/4-20 X 3/4	VIS - SHOULDER 1/4-20 X 3/4	4	4	4	4	4	4	4	4
150	Y-29307	NUT - #10-24	ÉCROU - #10-24	2	2	2	2	2	2	2	2
151	Y-11793	NUT - 1/4-20	ÉCROU - 1/4-20	22	22	22	22	22	22	22	22
152	Y-11598	WING NUT - 1/4-20	ÉCROU AILE - 1/4-20	1	1	1	1	1	1	1	1
153	Y-11795	NUT - 1/4-20 LOCK	NUT - 1/4-20 LOCK	•	•	2	•	2	•	2	•
160	Y-12857	WASHER	RONDELLE	4	4	4	4	4	4	4	4
161	S21255	WASHER	RONDELLE	2	•	2	•	2	•	2	•
170	S21235	HINGE PIN	GOUPILLE DE CHARNIÈRE	2	2	2	2	2	2	2	2
171	S21233	CLIP	CLIP	2	2	2	2	2	2	2	2
172	Y-11544	BURNER SCREW	VIS DU BRÛLEUR	4	4	4	4	4	4	4	4
173	10240-19	DOOR HINGE PIN - TOP	CHARNIÈRE DE PORTE BROCHES - HAUT	2	2	2	2	2	2	2	2
174	10240-20	DOOR HINGE PIN - BOTTOM	CHARNIÈRE DE PORTE BROCHES - BAS	2	2	2	2	2	2	2	2
176	Y-12124	DOOR HINGE COVER	CHARNIÈRE DE PORTE COUVRIR	2	2	2	2	2	2	2	2
177	Y-12222	MAGNET	MAGNET	2	2	2	2	2	2	2	2
178	Y-12223	MAGNET - SNAP IN	MAGNET - SNAP IN	2	2	2	2	2	2	2	2
179	Y-11981	CHROME SCREW 1/4-20	CHROME SCREW 1/4-20	18	18	18	18	18	18	18	18
180	SP11-25	LID BUMPER	BUTOIR DU COUVERCLE	2	2	2	2	2	2	2	2
181	Y-11231	LID BUMPER - ROUND	BUTOIR DU COUVERCLE - CERCLE	2	2	2	2	2	2	2	2
182	20005-000	MATCH LIGHT CHAIN	MATCH CHAÎNE LÈGÈRE	1	1	1	1	1	1	1	1
186	S21242	CLIP	CLIP	4	4	4	4	4	4	4	4

