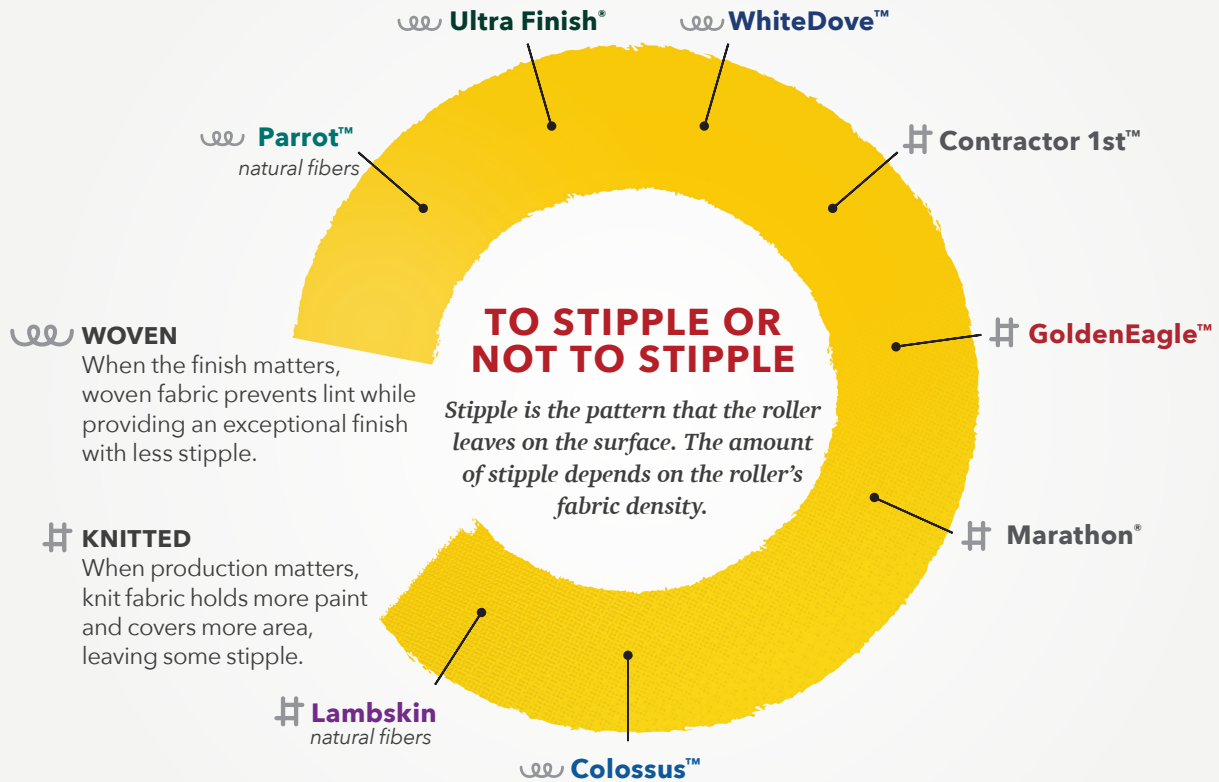


How to CHOOSE A ROLLER COVER

Keep on rolling. Purdy® roller covers feature durable polypropylene cores that are resistant to all paints, stains and solvents, extending their life. For increased durability, thermal bond technology winds roller cover fabric to the

core with a perfect spiral seam for smooth rolling. Ultra-durable roller cover cores eliminate bending, allowing even contact with the wall. No matter the project, there is a Purdy roller cover for exceptional results.




NAP SELECTOR

The nap size is determined by the surface you are painting.


1/4" nap
metal doors, cabinets & trim



3/8" nap
walls and ceilings



1/2" nap
textured walls, decks and concrete



3/4" nap
textured ceilings, stucco & masonry



1"- 1 1/4" nap
brick and masonry block



WE'VE GOT YOU COVERED

The size of a paint project is important and so is the roller cover.

Using the same roller cover fabric and nap size is important to ensure a **matching stipple** on the final finish. Whether using a mini roller cover to paint behind an appliance or an 18" roller cover for today's large open floor plans, you are sure to get a beautiful, consistent finish with Purdy.

Purdy also offers two different mini roller cover styles that are made from the same materials as the standard roller covers: **wire mini**, which has a smaller, wire-shaped core, and **jumbo mini**, featuring a slightly larger, more traditional roller core.

Purdy
PROFESSIONAL PAINTING TOOLS

#1 BRAND PREFERRED BY PROS.

*2020 InPaint Magazine Brand Preference Survey, May/June Issue.

© Purdy, LOWE'S and Gable Mansard Design are registered trademarks of LF, LLC. Both are used with permission. 02/21 LPURD 210/21

AVAILABLE AT

